



## SMART SOLUTIONS FOR A **SUSTAINABLE** WORLD



**ZUCCHETTI**  
Centro Sistemi







# CONTENTS

<b>ZCS, CONNECTED TO THE FUTURE.</b>	<b>PAG. 2</b>
INNOVATION AS CULTURE	2
GROUP - FACTS & FIGURES	2
THE FUTURE ACCORDING TO ZCS	3
<b>GREEN INNOVATION DIVISION:</b>	<b>3</b>
<b>ZCS AZZURRO, SMART SOLUTIONS FOR A SUSTAINABLE WORLD.</b>	<b>6</b>
AZZURRO - SINGLE-PHASE STRING INVERTER	7
AZZURRO - THREE-PHASE STRING INVERTER	13
AZZURRO - STORAGE INVERTER	25
LV-BATTERIES FOR STORAGE OR HYBRID SYSTEMS	36
HV BATTERIES FOR STORAGE OR HYBRID SYSTEMS	38
MONITORING SYSTEMS	40
<b>APP AND PORTAL FOR MONITORING SYSTEMS</b>	<b>41</b>
<b>CHARGING STATIONS</b>	<b>42</b>
<b>AZZURRO - ZCS CONNEXT</b>	<b>45</b>
<b>ZCS AZZURRO, END OF LIFE</b>	<b>46</b>
<b>AZZURRO TECHNICAL SUPPORT</b>	<b>48</b>

# ZCS, CONNECTED TO THE FUTURE

## IDEAS AND SOLUTIONS FOR THE DIGITAL AGE

---



Zucchetti Centro Sistemi (ZCS) was founded in 1985 from the entrepreneurial spirit of Cav. Lav. Fabrizio Bernini, today shareholder and CEO of the company. The entrepreneur's excellent ability to anticipate changes in the market over the years has allowed ZCS to transform itself from a small family business specialised in software into an international multi-business management company. In 2000, the company became part of the Zucchetti Spa group. The ZCS headquarters are located in Valdarno, in the heart of Tuscany and occupy three buildings (Building of Ideas, Building of Technology and Building of Innovation). It also has branches in Emilia (Parma), Sardinia (Sassari, Nuoro and Cagliari), Umbria (Perugia), as well as subsidiaries in the Tyrrhenian area of Tuscany, in Piedmont and Lombardy. Today, ZCS consists of five Business Units (software, automation, healthcare, robotics and energy renewable) that meet the need to diversify and extend the know-how acquired in the design of management software to different and complementary areas, with the aim of providing technological excellence in the fields

of IT, digitalisation and mechatronics.

### INNOVATION AS CULTURE

As a technological pioneer, ZCS understands the potential of digital technologies and introduces them into its own products, solutions and internal processes. The ZCS brands speak the language of the future, they are aimed at different markets, and are linked by common digital factors such as the use of the Cloud, IoT (Internet of Things), Big Data and Artificial Intelligence. The added value lies in the ability to integrate digital innovations into machines, electronic devices and robots, transforming them into "intelligent" objects capable of interacting with humans and providing useful

---

### GROUP

»ZCS belongs to the **Zucchetti Group**, which has over 8,000 employees and 700,000 customers  
\* (2021 data)

### ZCS FACTS AND FIGURES

»400 people » 120 patents » 17 national and international awards and recognitions » 5 business units

---





data and information to improve and simplify the everyday life of customers. Innovation is therefore culture: the courage to design and create products that did not exist until now, but that may represent a solution for tomorrow, while respecting the health and safety of people and the environment. Ideas and projects that are functional to all company divisions are developed independently inside the “Laboratory of Ideas” (Idealab).” The real driving force behind the Research & Development Department, the lab was set up in 2005 and consists of 40 highly qualified researchers, mechanical and electronic engineers, IT experts and designers. Ideas are transformed into real innovations, combining know-how and creativity for the different market sectors, dedicated to health and safety, traceability, tracking and control, speed and mobility, environmental sustainability and energy saving.

### **THE FUTURE ACCORDING TO ZCS**

A technological company that is aware of its origins and territory, and that looks to the future with optimism, awareness and responsibility, based on three pillars: innovation, sustainability and human capital



### **GREEN INNOVATION DIVISION**

Business Unit created in 2015 and dedicated to renewable energy and the most innovative solutions conceived from the integration of ideas and technologies aimed at improving operational efficiency and energy savings for people and companies. The Green Innovation Division introduced itself on the market with the ZCS Azzurro inverter, and in just a few years has become a leader in the sector.



# SMART SOLUTIONS FOR A **SUSTAINABLE** WORLD









## SMART SOLUTIONS FOR A SUSTAINABLE WORLD

ZCS Azzurro is the latest generation inverter that combines and integrates ZCS "IT" and "smart" intelligence with the most advanced electronic technology to create a new concept of photovoltaic inverters. The wide range of ZCS Azzurro products are able to meet any energy requirement for residential, commercial and industrial applications. The ZCS Azzurro range consists of more than 100 models of single-phase and three-phase string inverters, storage systems, retrofit or hybrid systems and charging systems for electric vehicles.

ZCS Azzurro is equipped with the innovative **ZCS Azzurro Connex** system, which allows to optimise the energy management in smart homes consisting of photovoltaic systems, storage systems, heat pumps, home automation and EV recharging stations according to the actual needs of the customer.



» **RELIABLE**  
High-quality components and  
5 or 10 year ZCS warranty

» **USER-FRIENDLY**  
Thanks to the multifunction  
graphic display

» **SIMPLE**  
Quick installation and  
configuration



# ZCS AZZURRO

## SINGLE-PHASE STRING INVERTER

The **ZCS Azzurro single-phase inverters** are the ideal solution for small photovoltaic systems in residential or commercial buildings. Available in sizes from 1 to 6 kW, they are small, easy to manage and easy to install. The wide range of input makes them easy to configure and suitable for any type of need, both for new installations and for retrofitting existing ones. The alphanumeric display allows you to consult the inverter data, while Wi-Fi connectivity allows remote monitoring anytime and anywhere.



### » ZCS AZZURRO TECHNOLOGY

- › Performance optimisation
- › Wi-Fi integration on ZCS platform for stable, effective and intelligent connectivity

### » FLEXIBLE, COST-EFFECTIVE AND EASY-TO-INSTALL SOLUTION

- › Protection class of IP65
- › "Plug & Play" AC and DC connections
- › Wireless communication with integrated Web Server
- › ENEL Autotest in standard or fast versions
- › Updates and diagnostics via USB

### » SMART GRID MANAGEMENT

- › Dynamic management of grid feed-in
- › "Zero Grid Feed-in" functionality \*
- › Remote control of the deliverable active/reactive power limit

\* Possible with the use of a current sensor (ZST-ACC-TA)

### » MAXIMUM ENERGY YIELD

- › Stable efficiency in all working conditions
- › Rapid and accurate MPPT algorithm

### » RELIABILITY STRENGTH AND FLEXIBILITY

- › Rust-proof, corrosion-proof and UV-proof aluminium exterior casing
- › Natural ventilation cooling
- › Fast and flexible management of function parameters
- › Simple and user-friendly monitoring

### » IDEAL FOR RETROFITTING

- › Compact size
- › Simple and user-friendly installation and configuration

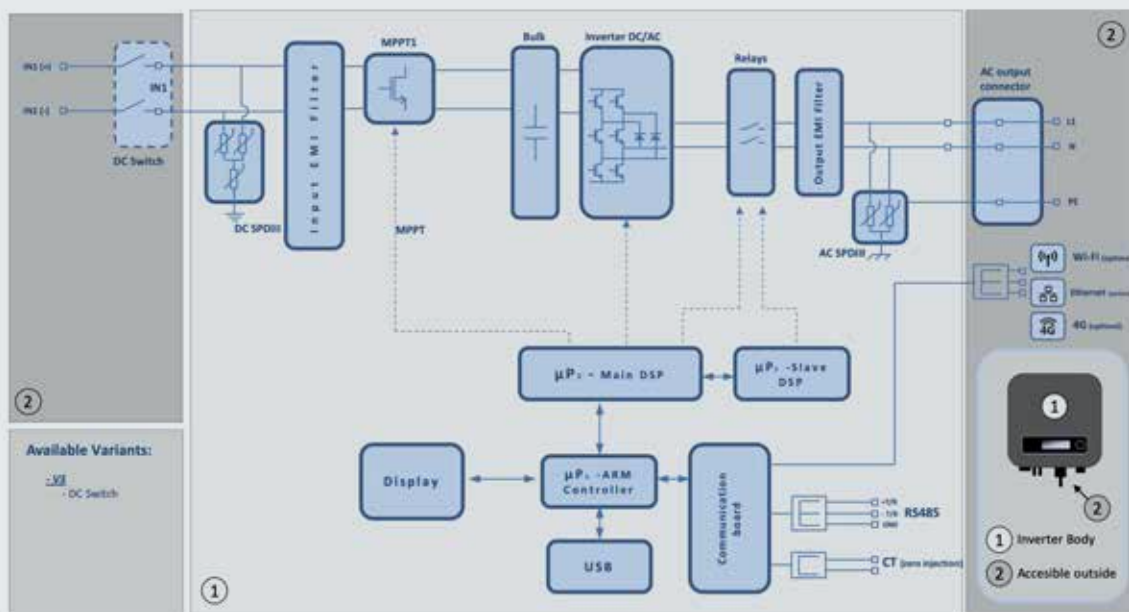
# ZCS AZZURRO - SINGLE-PHASE STRING INVERTER

1PH 1100TL-V3/1PH 1600TL-V3/1PH 2200TL-V3/1PH 2700TL-V3/1PH 3000TL-V3/1PH 3300TL-V3



- » Maximum yield 97.7%
- » Single MPPT channel
- » Fast and safe installation with all required parts included
- » Ultra compact
- » 5 or 10 year ZCS warranty
- » Wide input operating range from 50V to 550V

## BLOCK DIAGRAM





TECHNICAL DATA	1PH 1100TL-V3	1PH 1600TL-V3	1PH 2200TL-V3	1PH 2700TL-V3	1PH 3000TL-V3	1PH 3300TL-V3
DC Input data						
Typical DC power*	1210W	1760W	2420W	2970W	3300W	3630W
No. of independent MPPTs / No. of strings per MPPT	1/1					
Maximum DC input voltage	500V			550V		
Start-up voltage	70V					
Nominal DC input voltage	360V					
MPPT DC voltage range	50V-500V			50V-550V		
DC voltage range at full load	110V-450V	150V-450V	200V-450V	250V-500V	275V-500V	300V-500V
Maximum input current for each MPPT	12A					
Maximum absolute current for each MPPT	15A					
AC Output data						
Rated AC power	1100W	1600W	2200W	2700W	3000W	3300W
Maximum AC power	1100VA	1600VA	2200VA	2700VA	3000VA	3300VA
Maximum AC current	5.3A	7.7A	10.6A	13A	14.5A	16A
Connection type/Rated grid voltage	Single-phase L/N/PE / 220V,230V,240V					
Grid voltage range	180V~276V (according to the local grid standards)					
Rated grid frequency	50Hz/60Hz					
Grid frequency range	45Hz~55Hz / 54Hz~66Hz (according to the local grid standards)					
Total harmonic distortion	<3%					
Power factor	1 (programmable +/-0.8)					
Active power adjustment range (settable)	0~100%					
Grid feed-in limit	Feed adjustable from zero to nominal power value**					
Efficiency						
Maximum efficiency	97.5%			97.7%		
Weighted efficiency (EURO)	96.9%			97.2%		
MPPT efficiency	>99.9%					
Consumption at night	<1W					
Protections						
Internal interface protection	Yes					
Safety protections	Anti-islanding, RCMU, Ground Fault Monitoring					
Reverse polarity protection DC	Yes					
DC circuit breaker	Integrated					
Overheating protection	Yes					
Overvoltage category/Protection class	Overvoltage Category III / Protection class I					
Integrated dischargers	AC/DC MOV: Type 3 standard					
Standard						
EMC	EN 61000-6-1/3, EN 61000-3-2/3					
Safety standard	IEC 62116, IEC 61727, IEC 61683, IEC 60068-1/2/14/30, IEC 62109-1/2					
Grid connection standard	Connection certificates and standards available at <a href="http://www.zcsazzurro.com">www.zcsazzurro.com</a>					
Communication						
Communication interfaces	Wi-Fi/4G/Ethernet (optional), RS485 (proprietary protocol), USB					
Additional inputs or connections	Input for current sensor connection					
General data						
Allowable ambient temperature range	-30°C...+60°C ( power limit above 45°C)					
Topology	Transformerless					
Environmental protection class	IP65					
Allowable relative humidity range	0%.....95% non-condensing					
Maximum operating altitude	4000m					
Noise level	< 25dB @ 1mt					
Weight	5.5 kg			6.3 kg		
Cooling	Forced fan convection					
Dimensions (H x L x D)	303mmx260.5mmx118mm			321mmx260mmx131.5mm		
Data monitoring	LCD Display + APP					
Warranty	5 or 10 years					

\* The typical DC power does not represent a maximum applicable power limit. The online configurator available at [www.zcsazzurro.com](http://www.zcsazzurro.com) will provide any applicable configurations.

\*\* Possible by connecting a current sensor (ZST-ACC-TA) or using a specific meter

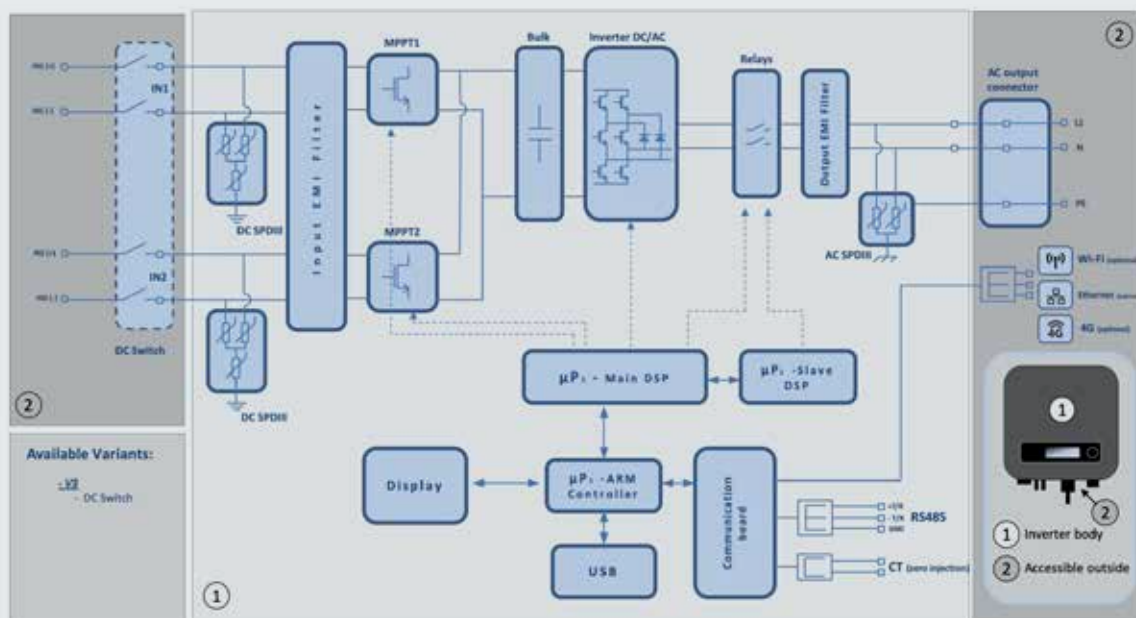
# ZCS AZZURRO - SINGLE-PHASE STRING INVERTER

1PH 3000-TLM-V3/1PH 3680-TLM-V3/1PH 4000-TLM-V3/1PH 4600-TLM-V3/1PH 5000-TLM-V3/1PH 6000-TLM-V3



- » Maximum yield 98.4%
- » Dual MPPT channel
- » Fast and safe installation with all required parts included
- » Ultra compact
- » 5 or 10 year ZCS warranty
- » Wide input operating range from 80V to 550V

## BLOCK DIAGRAM





TECHNICAL DATA		1PH 3000-TLM-V3	1PH 3680-TLM-V3	1PH 4000-TLM-V3	1PH 4600-TLM-V3	1PH 5000-TLM-V3	1PH 6000-TLM-V3
DC Input data							
Typical DC power*	3300W	4048W	4400W	5060W	5500W	6600W	
Maximum power for channel	3000W (200V-500V)		3500W (230V-500V)		3750W (250V-500V)	4500W (300V-500V)	
No. of independent MPPTs / No. of strings per MPPT	2/1						
Maximum DC input voltage	600V						
Start-up voltage	90V						
Nominal DC input voltage	380V						
MPPT DC voltage range	80V-550V						
DC voltage range at full load	200V-500V				210V-500V	260V-500V	
Maximum input current for each MPPT	15A/15A						
Maximum absolute current for each MPPT	22.5A/22.5A						
AC Output data							
Rated AC power	3000W	3680W	4000W	4600W	5000W	6000W	
Maximum AC power	3300VA	3680VA	4400VA	4600VA	5500VA	6600VA	
Maximum AC current	15A	16A	20A	23A	25A	29A	
Connection type/Rated grid voltage	Single-phase L/N/PE / 220V,230V,240V						
Grid voltage range	180V~276V (according to the local grid standards)						
Rated grid frequency	50Hz/60Hz						
Grid frequency range	45Hz~55Hz / 54Hz~66Hz (according to the local grid standards)						
Total harmonic distortion	<3%						
Power factor	1 (programmable +/-0.8)						
Active power adjustment range (settable)	0~100%						
Grid feed-in limit	Feed-in adjustable from zero to nominal power value**						
Efficiency							
Maximum efficiency	98.2%			98.4%			
Weighted efficiency (EURO)	97.3%			97.5%			
MPPT efficiency	>99.9%						
Consumption at night	<1W						
Protections							
Internal interface protection	Yes						
Safety protections	Anti-islanding, RCMU, Ground Fault Monitoring						
Reverse polarity protection DC	Yes						
DC circuit breaker	Integrated						
Overheating protection	Yes						
Overvoltage category/Protection class	Overvoltage Category III / Protection class I						
Integrated dischargers	AC/DC MOV: Type 3 standard						
Standard							
EMC	EN 61000-6-2/3, EN 61000-3-2/3/11/12						
Safety standard	IEC 62116, IEC 61727, IEC 61683, IEC 60068-1/2/14/30, IEC 62109-1/2						
Grid connection standard	Connection certificates and standards available at <a href="http://www.zcsazzurro.com">www.zcsazzurro.com</a>						
Communication							
Communication interfaces	Wi-Fi/4G/Ethernet (optional), RS485 (proprietary protocol), USB, Bluetooth						
Additional inputs or connections	Input for current sensor connection						
General data							
Allowable ambient temperature range	-30°C...+60°C (power limit above 45°C)						
Topology	Transformerless						
Environmental protection class	IP65						
Allowable relative humidity range	0%.....95% non-condensing						
Maximum operating altitude	4000m						
Noise level	< 25dB @ 1mt						
Weight	9.2 kg			10 kg			
Cooling	Natural convection						
Dimensions (H x L x D)	349mmx344mmx164mm						
Data monitoring	LCD Display + APP						
Warranty	5 or 10 years						

\* The typical DC power does not represent a maximum applicable power limit. The online configurator available at [www.zcsazzurro.com](http://www.zcsazzurro.com) will provide any applicable configurations.

\*\* Possible by connecting a current sensor (ZST-ACC-TA) or using a specific meter





## ZCS AZZURRO

### THREE-PHASE STRING INVERTER

The **ZCS Azzurro three-phase inverters** are the best solution for medium-size photovoltaic systems to be installed in commercial and industrial buildings.

The advanced technology developed by ZCS makes the Azzurro three-phase inverters efficient, versatile and highly functional. Available in sizes from 3.3 to 255 kW, they are easy to configure, safe and robust and able to adapt to every type of need, for both new installations and retrofitting of existing ones.



#### » ZCS AZZURRO TECHNOLOGY

- › Performance optimisation
- › Wi-Fi integration on ZCS platform for stable, effective and intelligent connectivity

#### » FLEXIBLE, COST-EFFECTIVE AND EASY-TO-INSTALL SOLUTION

- › Protection class of IP65
- › Power Management Unit

#### » SMART GRID MANAGEMENT

- › Dynamic management of grid feed-in
- › Remote control of the deliverable active/reactive power limit

#### » MAXIMUM ENERGY YIELD

- › Stable efficiency in all working conditions
- › Rapid and accurate MPPT algorithm

#### » RELIABILITY STRENGTH AND FLEXIBILITY

- › Rust-proof, corrosion-proof and UV-proof aluminium exterior casing
- › Flexible and user-friendly management of functional parameters
- › Topology without transformer

#### » IDEAL FOR RETROFITTING

- › Compact size
- › Simple and user-friendly installation and configuration

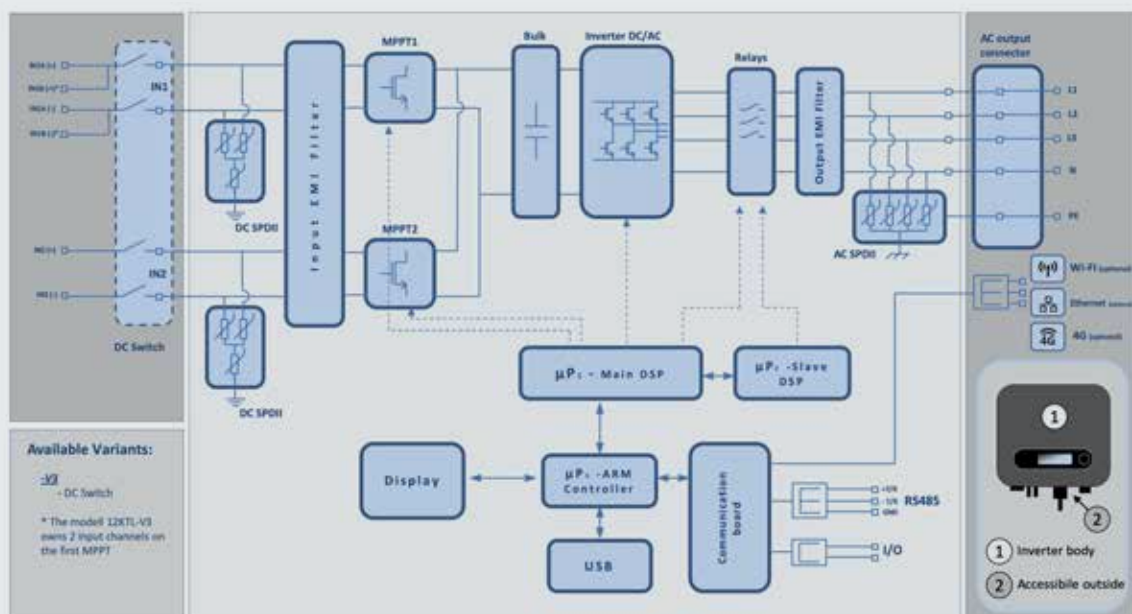
# ZCS AZZURRO - THREE-PHASE STRING INVERTER

3PH 3.3KTL-V3/3PH 4.4KTL-V3/3PH 5.5KTL-V3/3PH 6.6KTL-V3/3PH 8.8KTL-V3/3PH 11KTL-V3/3PH 12KTL-V3



- » Maximum yield 98.5%
- » Dual input section with independent MPPTs
- » Updates and diagnostics via USB
- » 5 or 10 year ZCS warranty
- » “Zero Grid Feed-in” functionality
- » Possibility to manage reactive power
- » Wide operating input range from 140V to 1000V also suitable for small-sized string systems

## BLOCK DIAGRAM





TECHNICAL DATA	3PH 3.3KTL-V3	3PH 4.4KTL-V3	3PH 5.5KTL-V3	3PH 6.6KTL-V3	3PH 8.8KTL-V3	3PH 11KTL-V3	3PH 12KTL-V3
DC Input data							
Typical DC power*	3960W	5280W	6600W	7920W	10560W	13200W	14400W
Maximum DC power per MPPT	3550W (320V-850V)	4500W (410V-850V)	5700W (520V-850V)	6250W (570V-850V)	6200W(560V-850V)		6850W (620V-850V)
No. of independent MPPTs / No. of strings per MPPT	2/1						2/(2/1)
Maximum DC input voltage	1100V						
Start-up voltage	160V						
Nominal DC input voltage	650V						
MPPT DC voltage range	140V-1000V						
DC voltage range at full load	160V-850V	190V-850V	240V-850V	290V-850V	380V-850V	420V-850V	420V-850V
Maximum input current per MPPT	15A/15A						30A/15A
Maximum absolute current per MPPT	22.5A/22.5A						45A/22.5A
AC Output data							
Rated AC power	3000W	4000W	5000W	6000W	8000W	10000W	12000W
Maximum AC power	3300VA	4400VA	5500VA	6600VA	8800VA	11000VA	13200VA
Maximum AC current per phase	5A	6.7A	8.3A	10A	13.3A	16.7A	20A
Connection type/Rated grid voltage	Three-phase 3PH/N/PE 220V/230V/240V (PH-N); 380V/400V/415V (PH-PH) o Three-phase 3PH/PE 380V/400V/415V (PH-PH)						
Grid voltage range	184V~276V (PH-N); 310V~480V (PH-PH) (according to the local grid standards)						
Rated grid frequency	50Hz/60Hz						
Grid frequency range	45Hz~55Hz / 54Hz~66Hz (according to the local grid standards)						
Total harmonic distortion	<3%						
Power factor	1 (programmable +/-0.8)						
Active power adjustment range (settable)	0~100%						
Grid feed-in limit	Feed-in adjustable from zero to nominal power value**						
Efficiency							
Maximum efficiency	98.4%				98.5%		
Weighted efficiency (EURO)	97.5%				98%		
MPPT efficiency	>99.9%						
Consumption at night	<1W						
Protections							
Internal interface protection	Yes						No
Safety protections	Anti-islanding, RCMU, Ground Fault Monitoring						
Reverse polarity protection DC	Yes						
DC circuit breaker	Integrated						
Overheating protection	Yes						
Overvoltage category/Protection class	Overvoltage Category III / Protection class I						
Integrated dischargers	AC/DC MOV: Type 2 standard						
Standard							
EMC	EN 61000-6-1/2/3/4,						
Safety standard	IEC 62116, IEC 61727, IEC 61683, IEC 60068-1/2/14/30, IEC 62109-1/2						
Grid connection standard	Connection certificates and standards available at <a href="http://www.zcsazzurro.com">www.zcsazzurro.com</a>						
Communication							
Communication interfaces	Wi-Fi/4G/Ethernet (optional), RS485 proprietary protocol) USB, Bluetooth						
General data							
Allowable ambient temperature range	-30°C...+60°C (power limit above 45°C)						
Topology	Transformerless						
Environmental protection class	IP65						
Allowable relative humidity range	0%.....95% non-condensing						
Maximum operating altitude	4000m						
Noise level	< 40dB @ 1mt						
Weight	17kg				18kg		
Cooling	Natural convection						
Dimensions (H x L x D)	430mmx385mmx182mm						
Data monitoring	LCD Display + APP						
Warranty	5 or 10 years						

\* The typical DC power does not represent a maximum applicable power limit. The online configurator available at [www.zcsazzurro.com](http://www.zcsazzurro.com) will provide any applicable configurations.

\*\* Possible by using a specific meter

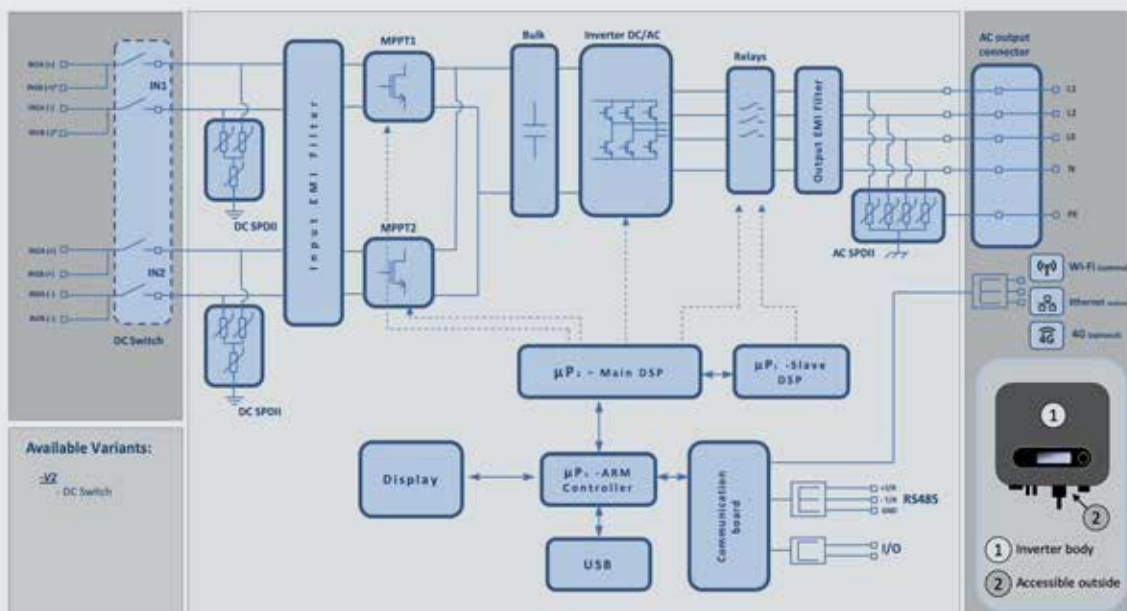
# ZCS AZZURRO - THREE-PHASE STRING INVERTER

3PH 15KTL-V3/3PH 17KTL-V3/3PH 20KTL-V3/3PH 22KTL-V3/3PH 24KTL-V3



- » Maximum yield 98.6%
- » Dual input section with independent MPPTs
- » Updates and diagnostics via USB
- » 5 or 10 year ZCS warranty
- » “Zero Grid Feed-in” functionality
- » Possibility to manage reactive power
- » Wide operating input range from 140V to 1000V also suitable for small-sized string systems

## BLOCK DIAGRAM





TECHNICAL DATA	3PH 15KTL-V3	3PH 17KTL-V3	3PH 20KTL-V3	3PH 22KTL-V3	3PH 24KTL-V3
DC Input data					
Typical DC power*	18000W	20400W	24000W	26400W	28800W
Maximum DC power for each MPPT	10000W (400V-850V)	12000W (460V-850V)	12000W (460V-850V)	15000W (580V-850V)	15000W (580V-850V)
No. of independent MPPTs / No. of strings per MPPT	2/2				
Maximum DC input voltage	1100V				
Start-up voltage	160V				
Nominal DC input voltage	650V				
MPPT DC voltage range	140V-1000V				
DC voltage range at full load	300V-850V	340V-850V	400V-850V	440V-850V	480V-850V
Maximum input current for each MPPT	26A/26A				
Maximum absolute current for each MPPT	36A/36A				
AC Output data					
Rated AC power	15000W	17000W	20000W	22000W	24000W
Maximum AC power	16500VA	18700VA	22000VA	24200VA	26400VA
Maximum AC current per phase	23.9A	27.1A	31.9A	35.1A	38.3
Connection type/Rated grid voltage	Three-phase 3PH/N/PE 220V/230V/240V (PH-N); 380V/400V/415V (PH-PH) o Three-phase 3PH/PE 380V/400V/415V (PH-PH)				
Grid voltage range	184V~276V (PH-N); 320V~480V (PH-PH) (according to the local grid standards)				
Rated grid frequency	50Hz/60Hz				
Grid frequency range	45Hz~55Hz / 54Hz~66Hz ( according to the local grid standards)				
Total harmonic distortion	<3%				
Power factor	1 (programmable +/-0.8)				
Active power adjustment range (settable)	0~100%				
Grid feed-in limit	Feed-in adjustable from zero to nominal power value**				
Efficiency					
Maximum efficiency	98.6%				
Weighted efficiency (EURO)	98.2%				
MPPT efficiency	>99.9%				
Consumption at night	<1W				
Protections					
Internal interface protection	No				
Safety protections	Anti-islanding, RCMU, Ground Fault Monitoring				
Reverse polarity protection DC	Yes				
DC circuit breaker	Integrated				
Overheating protection	Yes				
Overvoltage category/Protection class	Overvoltage Category III / Protection class I				
Integrated dischargers	AC/DC MOV: Type 2 standard				
Standard					
EMC	EN 61000-6-1/2/3/4,				
Safety standard	IEC 62116, IEC 61727, IEC 61683, IEC 60068-1/2/14/30, IEC 62109-1/2				
Grid connection standard	Connection certificates and standards available at <a href="http://www.zcsazzurro.com">www.zcsazzurro.com</a>				
Communication					
Communication interfaces	Wi-Fi/4G/Ethernet (optional), RS485 (proprietary protocol), USB, Bluetooth				
General data					
Allowable ambient temperature range	-30°C...+60°C (power limit above 45°C)				
Topology	Transformerless				
Environmental protection class	IP65				
Allowable relative humidity range	0%.....95% non-condensing				
Maximum operating altitude	4000m				
Noise level	< 40dB @ 1mt				
Weight	20 kg	22 kg		23 kg	
Cooling	Natural convection	Forced fan convection			
Dimensions (H x L x D)	430mmx520mmx189mm				
Data monitoring	LCD Display + APP				
Warranty	5 or 10 years				

\* The typical DC power does not represent a maximum applicable power limit. The online configurator available at [www.zcsazzurro.com](http://www.zcsazzurro.com) will provide any applicable configurations.

\*\* Possible by using a specific meter

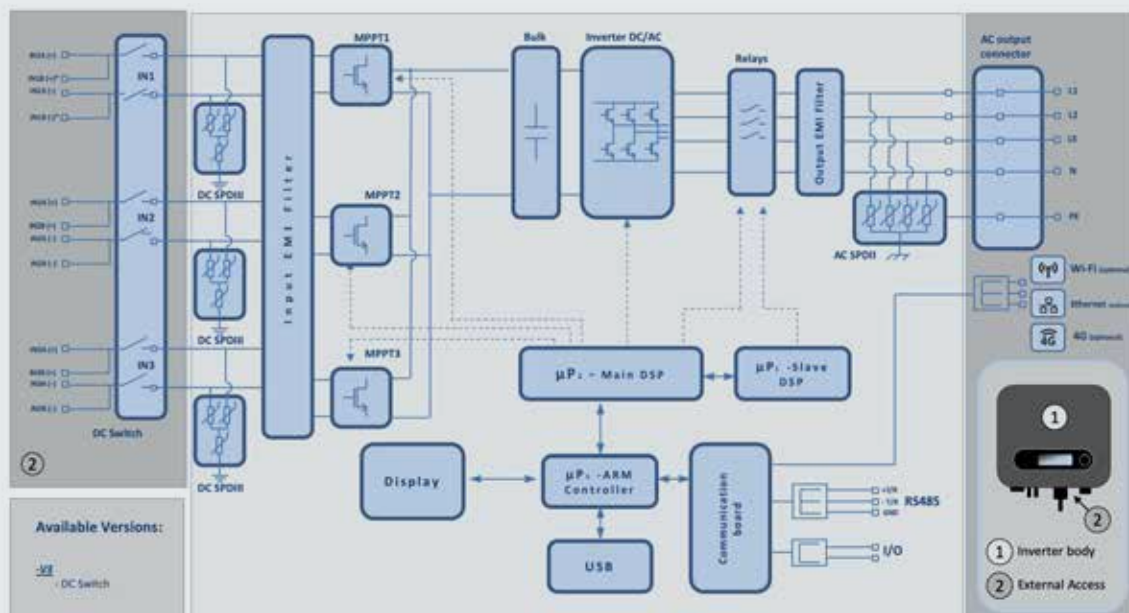
# ZCS AZZURRO - THREE-PHASE STRING INVERTER

3PH 25KTL-V3/3PH 30KTL-V3/3PH 33KTL-V3/3PH 36KTL-V3/3PH 40KTL-V3/3PH 45KTL-V3/3PH 50KTL-V3



- » Maximum yield 98.8%
- » Up to 4 independent MPPTs
- » Updates and diagnostics via USB
- » 5 or 10 year ZCS warranty
- » “Zero Grid Feed-in” functionality
- » Possibility to manage reactive power
- » Wide operating input range from 180V to 1000V

## BLOCK DIAGRAM





TECHNICAL DATA	3PH 25KTL-V3	3PH 30KTL-V3	3PH 33KTL-V3	3PH 36KTL-V3	3PH 40KTL-V3	3PH 45KTL-V3	3PH 50KTL-V3
DC Input data							
Typical DC power*	30000W	36000W	39600W	43200W	48000W	54000W	60000W
Maximum DC power for each MPPT	25000(625V-850V)						
No. of independent MPPTs/ N.o of strings per MPPT	3/2				4/2		
Maximum DC input voltage	1100V						
Start-up voltage	200V						
Nominal DC input voltage	620V						
MPPT DC voltage range	180V-1000V						
DC voltage range at full load	480V-850V		510V-850V	540V-850V	480V-850V	510V-850V	540V-850V
Maximum input current for each MPPT	40A/40A/40A				40A/40A/40A/40A		
Maximum absolute current for each MPPT	50A/50A/50A				50A/50A/50A/50A		
AC Output data							
Rated AC power	25000W	30000W	33000W	36000W	40000W	45000W	50000W
Maximum AC power	28000VA	34000VA	37000VA	40000VA	44000VA	49500VA	55000VA
Maximum AC current per phase	42.4A	51.5A	56A	60.6A	66.7A	75.8A	83.3A
Connection type/Rated grid voltage	Three-phase 3PH/N/PE 220V/230V/240V (PH-N); 380V/400V/415V (PH-PH) or Three- phase 3PH/PE 380V/400V/415V (PH-PH)						
Grid voltage range	184V~276V (PH-N); 310V~480V (PH-PH) (according to the local grid standards)						
Rated grid frequency	50Hz/60Hz						
Grid frequency range	45Hz~55Hz / 54Hz~66Hz (according to the local grid standards)						
Total harmonic distortion	<3%						
Power factor	1 (programmable +/-0.8)						
Active power adjustment range (settable)	0~100%						
Grid feed-in limit	Feed adjustable from zero to nominal power value**						
Efficiency							
Maximum efficiency	98.6%				98.8%		
Weighted efficiency (EURO)	98.2%						
MPPT efficiency	>99.9%						
Consumption at night	<3W						
Protection							
Internal interface protection	No						
Safety protections	Anti-islanding, RCMU, Ground Fault Monitoring						
Reverse polarity protection DC	Yes						
DC circuit breaker	Integrated						
Overheating protection	Yes						
Overvoltage category/Protection class	Overvoltage Category III / Protection class I						
Integrated dischargers	AC/DC MOV: Type 2 standard						
Standard							
EMC	EN 61000-6-1/2/3/4,						
Safety standard	IEC 62116, IEC 61727, IEC 61683, IEC 60068-1/2/14/30, IEC 62109-1/2						
Grid connectio standard	Connection certificates and standards available at <a href="http://www.zcsazzurro.com">www.zcsazzurro.com</a>						
Communication							
Communication interfaces	Wi-Fi/4G/Ethernet (optional), RS485 (proprietary protocol), USB, Bluetooth						
General data							
Allowable ambient temperature range	-30°C...+60°C (power limit above 45°C)						
Topology	Transformerless						
Environmental protection class	IP65						
Allowable relative humidity range	0%.....95% non-condensing						
Maximum operating altitude	4000m						
Noise level	< 60dB @ 1mt						
Weight	36 kg				37 kg		
Cooling	Forced fan convection						
Dimensions (H x L x D)	480mmx585mmx220mm						
Data monitoring	LCD Display + APP						
Warranty	5 or 10 years						

\* The typical DC power does not represent a maximum applicable power limit. The online configurator available at [www.zcsazzurro.com](http://www.zcsazzurro.com) will provide any applicable configurations

\*\* Possible using specific meter

# ZCS AZZURRO - THREE-PHASE STRING INVERTER

3PH 60KTL-V3 / 3PH 80KTL-V3



- » Maximum yield 98.7%
- » Up to 6 independent MPPTs
- » Updates and diagnostics via USB
- » 5 or 10 year ZCS warranty
- » “Zero Grid Feed-in” functionality
- » Possibility to manage reactive power
- » Wide operating input range from 180V to 1000V





TECHNICAL DATA		3PH 60KTL-V3	3PH 80JKTL-V3
DC Input data			
Typical DC power*	72000W		96000W
Maximum DC power for each MPPT	18000W (550V-850V)		24000W (550V-850V)
No. of independent MPPTs/N.o of strings per MPPT	6/2		
Maximum DC input voltage	1100V		
Start-up voltage	200V		
Nominal DC input voltage	620V		
MPPT DC voltage range	180V-1000V		
DC voltage range at full load	550V-850V		
Maximum input current for each MPPT	32A	40A	
Maximum absolute current for each MPPT	50A	60A	
AC Output data			
Rated AC power	60kW		80kW
Maximum AC power	66kVA		88kVA
Maximum AC current per phase	100A		133.3A
Connection type/Rated grid voltage	Three-phase 3PH/N/PE 220V/230V/240V (PH-N); 380V/400V/415V (PH-PH) o Three-phase 3PH/PE 380V/400V/415V (PH-PH)		
Grid voltage range	184V~276V (PH-N); 320V~480V (PH-PH) (according to the local grid standards)		
Rated grid frequency	50Hz/60Hz		
Grid frequency range	45Hz~55Hz / 54Hz~66Hz (according to the local grid standards)		
Total harmonic distortion	<3%		
Power factor	1 (programmable +/-0.8)		
Active power adjustment range (settable)	0~100%		
Grid feed-in limit	Feed adjustable from zero to nominal power value**		
Efficiency			
Maximum efficiency	98.7%		
Weighted efficiency (EURO)	98.2%		
MPPT efficiency	>99.9%		
Consumption at night	<2W		
Protection			
Internal interface protection	No		
Safety protections	Anti-islanding, RCMU, Ground Fault Monitoring		
Reverse polarity protection DC	Yes		
DC circuit breaker	Integrated		
Overheating protection	Yes		
Overvoltage category/Protection class	Overvoltage category III / Protection class I		
Integrated dischargers	AC/DC: Type 2 standard		
Standard			
EMC	EN 61000-6-2/4, EN 61000-3-11/12		
Safety standard	IEC 62109-1/2, IEC62116, IEC61727, IEC61683, IEC60068(1,2,14,30)		
Grid connectio standard	Connection certificates and standards available at <a href="http://www.zcsazzurro.com">www.zcsazzurro.com</a>		
Communication			
Communication interfaces	Wi-Fi/4G/Ethernet (optional), RS485 (proprietary protocol), USB, Bluetooth		
General data			
Allowable ambient temperature range	-30°C...+60°C (power limit above 45°C)		
Topology	Transformerless		
Environmental protection class	IP66		
Allowable relative humidity range	0%.....95% non-condensing		
Maximum operating altitude	4000m		
Noise level	< 60dB @ 1mt		
Weight	50 kg		
Cooling	Forced fan convection		
Dimensions (H x L x D)	561mmx687mmx275mm		
Data monitoring	LCD Display + APP		
Warranty	5 or 10 years		

\* The typical DC power does not represent a maximum applicable power limit. The online configurator available at [www.zcsazzurro.com](http://www.zcsazzurro.com) will provide any applicable configurations

\*\* Possible using specific meter

# ZCS AZZURRO - THREE-PHASE STRING INVERTER

3PH 100KTL-V4/110KTL-V4



- » Maximum yield 98,6%
- » Protection class of IP66
- » Integrated Arc Fault Circuit Interruption and String Fault Monitoring
- » Forced convection with speed-controlled cooling
- » PID Recovery function available
- » Class II surge protection devices (AC and DC)
- » 5 or 10 year ZCS warranty
- » 180V to 1000v operating range and up to 10 independent MPPT channels for enhanced configuration flexibility



TECHNICAL DATA		3PH 100KTL-V4	3PH 110KTL-V4
DC Input data			
Typical DC power*	120000W		132000W
Maximum DC power for each MPPT	20000W		
No. of independent MPPTs / No. of strings per MPPT	10/2		
Maximum DC input voltage	1100V		
Start-up voltage	200V		
Nominal DC input voltage	625V		
MPPT DC voltage range	180V-1000V		
DC voltage range at full load	500V-850V		
Maximum input current for each MPPT	40A		
Maximum absolute current for each MPPT	50A		
AC Output data			
Rated AC power	100kW		110kW
Maximum AC power	110kVA		125kVA
Maximum AC current per phase	160A		181A
Connection type/Rated grid voltage	Three-phase 3PH/N/PE 220V/230V/240V (PH-N); 380V/400V/415V (PH-PH) or Three-phase 3PH/PE 380V/400V/415V (PH-PH)		
Grid voltage range	179V~276V (PH-N); 310V~480V (PH-PH) (according to the local grid standards)		
Rated grid frequency	50Hz/60Hz		
Grid frequency range	45Hz~55Hz / 55Hz~65Hz (according to the local grid standards)		
Total harmonic distortion	<3%		
Power factor	1 (Programmable +/-0.8)		
Active power adjustment range (settable)	0~100%		
Grid feed-in limit	Feed-in adjustable from zero to nominal power value**		
Efficiency			
Maximum efficiency	98.6%		
Weighted efficiency (EURO)	98.3%		
MPPT efficiency	>99.9%		
Consumption at night	<1W		
Protections			
Internal interface protection	No		
Safety protections	Anti islanding, RCMU, Ground Fault Monitoring, Arc Fault Circuit Interruption		
Reverse polarity protection DC	Yes		
DC circuit breaker	Integrated		
Overheating protection	Yes		
Overvoltage category/Protection class	Overvoltage category III / Protection class I		
Integrated dischargers	AC/DC: Type 2 Standard		
Standard			
EMC	EN 61000-6-2/4, EN 61000-3-11/12		
Safety standard	IEC 62109-1/2		
Grid connection standard	Connection certificates and standards available on <a href="http://www.zcsazzurro.com">www.zcsazzurro.com</a>		
Communication			
Communication interface (optional)	Wi-Fi/4G/Ethernet (optional), RS485 (proprietary protocol), USB, Bluetooth		
General data			
Allowable ambient temperature range	-30°C...+60°C (power limit above 45°C)		
Topology	Transformerless		
Environmental protection class	IP66		
Allowable relative humidity range	0%.....100%		
Maximum operating altitude	4000m		
Noise level	< 60dB @ 1mt		
Weight	75 kg		
Cooling	Forced fan convection		
Dimensions (H x L x D)	695 mm x 970mm x 325 mm		
Data monitoring	LCD Display + APP		
Warranty	5 or 10 years		

\* The typical DC power does not represent a maximum applicable power limit. The online configurator available at [www.zcsazzurro.com](http://www.zcsazzurro.com) will provide any applicable configurations.

\*\* Possible by using a specific meter





# ZCS AZZURRO

## STORAGE INVERTERS

The **ZCS Azzurro Storage Inverters** are ideal for optimising energy independence in residential and commercial buildings. They are quick and easy to install and come with automatic configuration features.

There are two types of ZCS storage solutions: retrofit and hybrid. The first has a nominal power of 3 kW and a storage capacity of up to 25 kWh, and is designed for new installations and for retrofitting of existing ones. While the hybrid inverters have a nominal power from 3 kW to 6 kW single-phase and from 5 kW to 20 kW three-phase, ideal for new installations.

The entire range can also operate in stand-alone mode, ensuring continuity of power in the event of a power blackout.



*Residential*



*Commercial*



*Industrial*

### » SIMPLE AND RELIABLE

- › LCD graphic display for local monitoring
- › Remote monitoring system via APP for viewing consumption, PV production, energy stored and exchanges with the grid

### » EASY INSTALLATION

- › Does not require changes or upgrades to the existing electrical system thanks to the use of an open-core current sensor

### » FLEXIBLE DISCHARGE SOLUTION

- › Flexible charging/discharging management in accordance with local standards
- › Maximisation of self-consumption above 80%

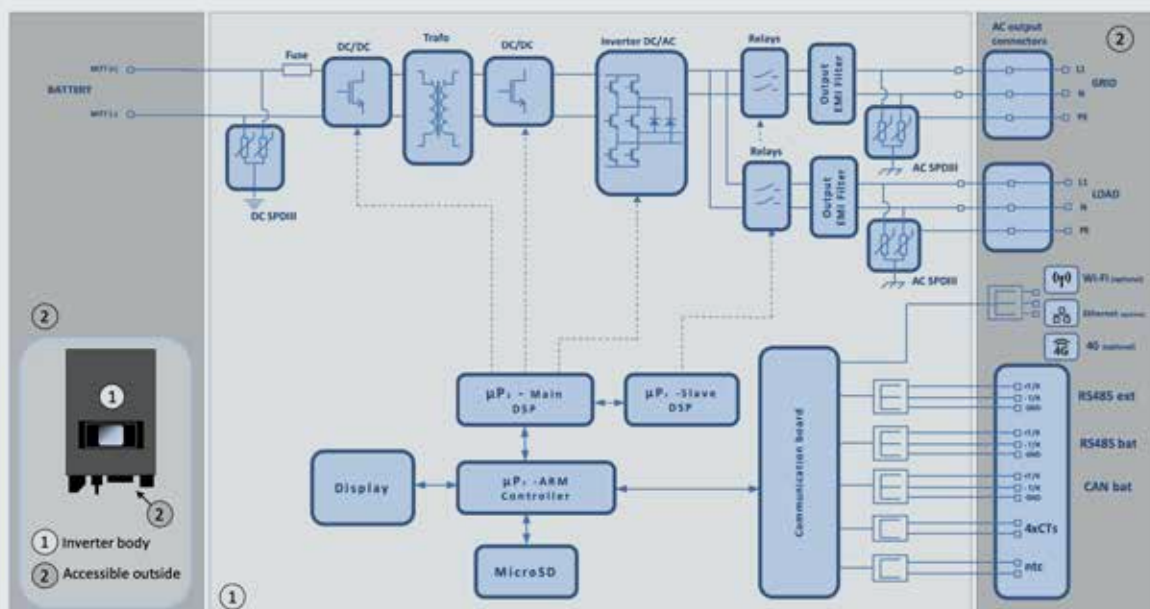
# ZCS AZZURRO- RETROFIT STORAGE INVERTER

3000SP



- » System for retrofit application with energy exchange directly in AC
- » Compatible with all existing inverters already connected to the grid
- » Suitable for installing on both single-phase and three-phase systems
- » Unit compatible with 48V lithium batteries
- » Stand-Alone support mode guarantees continuity of operation in the event of a power failure through the Emergency Power Supply (EPS) function

## BLOCK DIAGRAM





TECHNICAL DATA		3000SP
Battery connection data		
Type of compatible battery	Lithium-ion (supplied by Zucchetti)	
Rated voltage	48V	
Allowable voltage range	42V-58V	
Maximum charge/discharge power	3000W	
Allowable temperature range*	-10°C/+50°C	
Maximum charge current	65A (programmable)	
Maximum discharge current	65A (programmable)	
Charge curve	Managed by the BMS	
Depth of Discharge (DoD)	0%-90% (programmable)	
AC input (grid side)		
Rated power	3000W	
Maximum Power	3000VA	
Maximum current	13A	
Connection type/Rated voltage	Single-phase L/N/PE 220,230,240V	
AC voltage range	180V-276V (according to the local standards)	
Rated frequency	50Hz/60Hz	
AC frequency range	44Hz-55Hz / 54Hz-66Hz (according to the local standards)	
Total harmonic distortion	< 3%	
Power factor	1 default (programmable +/- 0.8)	
EPS Output (Emergency Power Supply)		
Maximum power supplied in EPS mode**	3000VA	
EPS output voltage and frequency	Single-phase 230V 50Hz/60Hz	
Current supplied in EPS mode	13A	
Apparent peak power in EPS mode	4000VA per 10s	
Total harmonic distortion	< 3%	
Switch time	< 3s (programmable from display)	
Efficiency		
Maximum battery charge efficiency	>95%	
Maximum battery discharge efficiency	>95%	
Consumption in stand-by	< 5W	
Protections		
Internal interface protection	Yes	
Safety protections	Anti-islanding, RCMU, Ground Fault Monitoring	
Overheating protection	Yes	
Overvoltage category/Protection class	Overvoltage Category III / Protection class I	
Integrated dischargers	AC MOV: Type 3 standard	
Battery soft start	Yes	
Standard		
EMC	EN 61000-6-1/2/3/4, EN 61000-6-2/3	
Safety standard	IEC 62116, IEC 61727, IEC 61683, IEC 60068-1/2/14/30, IEC 62109-1/2	
Grid connection standard	Connection certificates and standards available at <a href="http://www.zcsazzurro.com">www.zcsazzurro.com</a>	
Communication		
Communication interfaces	Wi-Fi/4G/Ethernet (optional), RS485 (proprietary protocol), SD card, CAN 2.0 (for battery connection)	
Additional inputs or connections	Input for DC current sensor connection + 3 inputs for AC current sensor connection	
Data storage on SD	25 years	
General data		
Allowable ambient temperature range	-30°C...+60°C (power limit above 45°C)	
Topology	High-frequency isolation battery output	
Environmental protection class	IP65	
Allowable relative humidity range	0%.....95% non-condensing	
Maximum operating altitude	2000m	
Noise level	< 25dB @ 1mt	
Weight	16kg	
Cooling	Natural convection	
Dimensions (H x L x D)	543.2mmx358mmx171.7mm	
Data monitoring	LCD Display + APP	
Warranty	5 or 10 years	

\* Standard value for lithium batteries; maximum operating range between +10°C/+40°C

\*\* Power output in EPS mode depends on the type of batteries and the status of the system (e.g. residual capacity, temperature)

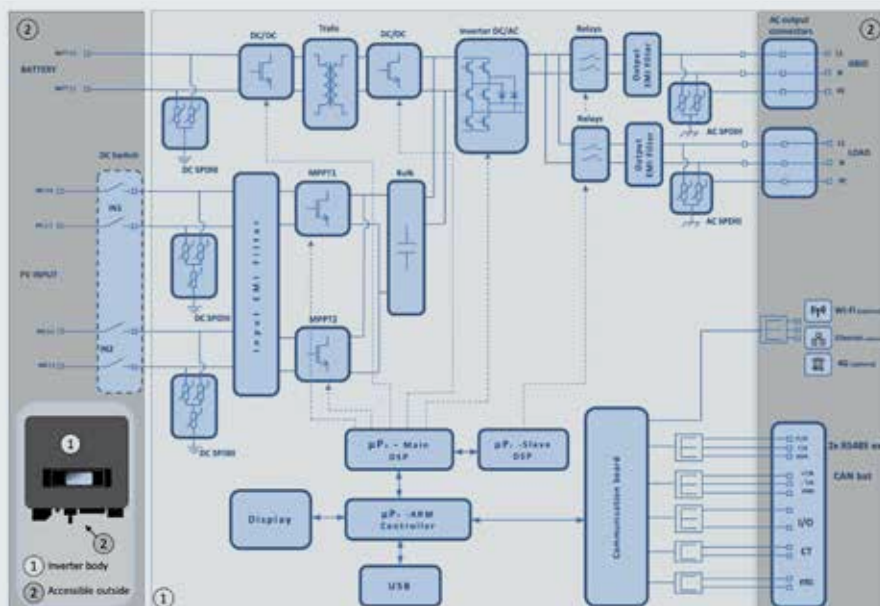
# ZCS AZZURRO - HP SERIES SINGLE-PHASE HYBRID INVERTER

1PH HYD 3000 ZSS HP/ 1PH HYD 3600 ZSS HP/ 1PH HYD 4000 ZSS HP/ 1PH HYD 4600 ZSS HP  
1PH HYD 5000 ZSS HP/ 1PH HYD 6000 ZSS HP



- » Automatic management of the energy flows from the photovoltaic system, battery and grid
- » On-board Energy Meter
- » Parallel-ready
- » Possibility of operation in zero grid feed-in mode
- » Unit compatible with 48V lithium batteries
- » Stand-Alone support mode guarantees continuity of operation and “island” operation, both from the photovoltaic source and battery in the event of power failure.
- » Maximum charge/discharge power 5000W

## BLOCK DIAGRAM



TECHNICAL DATA	1PH HYD 3000 ZSS HP	1PH HYD 3600 ZSS HP	1PH HYD 4000 ZSS HP	1PH HYD 4600 ZSS HP	1PH HYD 5000 ZSS HP	1PH HYD 6000 ZSS HP
DC input data (photovoltaic)						
Typical DC power*	4500W	5400W	6000W	6900	7500W	9000W
Maximum DC power for each MPPT	3500W (270V-520V)				3750W (300V-520V)	
No. of independent MPPTs / No. of strings per MPPT	2/1					
Maximum input voltage	600V					
Start-up voltage	100V					
Rated Input voltage	360V					
MPPT DC voltage range	90V-550V					
DC voltage range at full load	160V-500V	180V-500V	200V-500V	230V-500V	250V-500V	300V-500V
Maximum input current for each MPPT	13A/13A					
Maximum absolute current for each MPPT	18A/18A					
Battery connection data						
Type of compatible battery	Lithium-ion (supplied by Zucchetti)					
Rated voltage	48V					
Allowable voltage range	42V-58V					
Maximum charge/discharge power**	3750W	4000W	4250W	5000W		
Allowable temperature range***	-10°C/+50°C					
Maximum charge current	75A (programmable)	80A (programmable)	85A (programmable)	100A (programmable)		
Maximum discharge current	75A (programmable)	80A (programmable)	85A (programmable)	100A (programmable)		
Charge curve	Managed by the BMS					
Depth of Discharge (DoD)	0%-90% (programmable)					
AC output (grid side)						
Rated power	3000W	3680W	4000W	4600W	5000W	6000W
Maximum Power	3300VA	3680VA	4400VA	4600VA	5500VA	6000VA
Maximum current	15A	16A	20A	20.9A	25 A	27.3A
Connection type/Rated voltage	Single-phase L/N/PE 220,230,240V					
AC voltage range	180V-276V (according to the local standards)					
Rated frequency	50Hz/60Hz					
AC frequency range	44Hz-55Hz / 54Hz-66Hz (according to the local standards)					
Total harmonic distortion	< 3%					
Power factor	1 default (programmable +/- 0.8)					
Grid feed-in limit	Programmable from display					
EPS Output (Emergency Power Supply)						
Maximum power supplied in EPS mode****	3000VA (3600VA for 60s)	3680VA (4400VA for 60s)	4000VA (4800VA for 60s)	4600VA (5520VA for 60s)	5000VA (6000VA for 60s)	
EPS output voltage and frequency	Single-phase 230V 50Hz/60Hz					
Current supplied in EPS mode	13.6A	16A	18.2A	20.9A	22.7A	
Total harmonic distortion	< 3%					
Switch time	< 10ms					
Efficiency						
Maximum efficiency	97.6%			97.8%		98.0%
Weighted efficiency (EURO)	97.2%			97.3%		97.5%
MPPT efficiency	>99.9%					
Maximum battery charge/discharge efficiency	94.6%					
Consumption in stand-by	< 10W					
Protections						
Internal interface protection	Yes					
Safety protections	Anti-islanding, RCMU, Ground Fault Monitoring					
Reverse polarity protection DC	Yes					
DC circuit breaker	Integrated					
Overheating protection	Yes					
Overvoltage category/Protection class	Overvoltage Category III / Protection class I					
Integrated dischargers	AC/DC MOV: Type 3 standard					
Battery soft start	Yes					
Standard						
EMC	EN 61000-3-2/3/11/12, EN 61000-6-2/3					
Safety standard	IEC 62116, IEC 61727, IEC 61683, IEC 60068-1/2/14/30, IEC 62109-1/2					
Grid connection standard	Connection certificates and standards available at <a href="http://www.zcsazzurro.com">www.zcsazzurro.com</a>					
Communication						
Communication interfaces	Wi-Fi/4G/Ethernet (optional), RS485 (proprietary protocol), USB, CAN 2.0 (for battery connection), Bluetooth					
Additional inputs or connections	Input for current sensor connection or meter					
General data						
Allowable ambient temperature range	-30°C...+60°C (power limit above 45°C)					
Topology	Trasformerless / High-frequency isolation battery output					
Environmental protection class	IP65					
Allowable relative humidity range	0%.....95% non-condensing					
Maximum operating altitude	4000m					
Noise level	< 25dB @ 1mt					
Weight	21.5kg					
Cooling	Natural convection					
Dimensions (H x L x D)	482mmx503mmx183mm					
Data monitoring	LCD Display + APP					
Warranty	5 or 10 years					

\*The typical DC power does not represent a maximum applicable power limit. The online configurator available at [www.zcsazzurro.com](http://www.zcsazzurro.com) will provide any applicable configurations.

\*\*Only referred to the drum channel

\*\*\* Standard value for lithium batteries; maximum operating range between +10°C and +40°C

\*\*\*\* Power output in EPS mode depends on the number and type of batteries, and the status of the system (e.g. residual capacity, temperature)



## ZCS AZZURRO – SINGLE-PHASE HYBRID SYSTEM

1PH HYD 3000 ZP1/HYD 3680 ZP1/HYD 4000 ZP1/HYD 4600 ZP1/HYD 5000 ZP1/HYD 6000 ZP1



- » Integrated storage system, with modular installation for easy mounting
- » Automatic management of the energy flows from the photovoltaic system, battery and grid
- » Compact design and extremely small footprint
- » Parallel-ready
- » Possibility of operation in zero grid feed-in mode
- » Independently managed batteries via integrated PCU (Power Control Unit)
- » Stand-Alone support mode guarantees continuity of operation and “island” operation, both from the photovoltaic source and battery in the event of power failure.
- » Maximum flexibility for expanding storage capacity (from 5.1kWh to 20.4kWh)



TECHNICAL DATA	1PH HYD 3000 ZP1	1PH HYD 3680 ZP1	1PH HYD 4000 ZP1	1PH HYD 4600 ZP1	1PH HYD 5000 ZP1	1PH HYD 6000 ZP1
DC input data (photovoltaic)						
Typical DC power*	4500W	5400W	6000W	6900	7500W	9000W
Maximum DC power for each MPPT	3500W (270V-520V)				3750W (300V-520V)	
No. of independent MPPTs / No. of strings per MPPT	2/1					
Maximum input voltage	550V					
Start-up voltage	100V					
Rated Input voltage	360V					
MPPT DC voltage range	85V-520V					
Maximum input current for each MPPT	16A/16A					
Maximum absolute current for each MPPT	22.5A/22.5A					
Battery technical data						
Type of compatible battery	HV ZBT 5K					
Rated voltage	400V					
Allowable voltage range	300V-435V					
Maximum charge/discharge power	3000W	3680W	4000W	4600W	5000W	6000W
Allowable temperature range**	-10°C/+50°C					
Number/capacity of installable batteries	1-4 / 5.1-20.4kWh					
Charge curve	Managed by integrated BMS					
Depth of Discharge (DoD)	0%-90% (programmable)					
Dimensions (H x L x D)	420mm x 7087mm x 170mm					
Weight	50 kg					
AC output (grid side)						
Rated power	3000W	3680W	4000W	4600W	5000W	6000W
Maximum Power	3300VA	3680VA	4400VA	4600VA	5500VA	6600VA
Maximum current	15A	16A	20A	20.9A	25 A	30A
Connection type/Rated voltage	Single-phase L/N/PE 220, 230, 240V					
AC voltage range	180V-276V (according to the local standards)					
Rated frequency	50Hz/60Hz					
AC frequency range	44Hz -55Hz / 54Hz -66Hz (according to the local standards)					
Total harmonic distortion	< 3%					
Power factor	1 default (Programmable +/- 0.8)					
Grid feed-in limit	Programmable from display					
EPS Output (Emergency Power Supply)						
Maximum power supplied in EPS mode***	3000VA	3680VA	4000VA	4600VA	5000VA	6000VA
EPS output voltage and frequency	Single-phase 230V 50Hz/60Hz					
Current supplied in EPS mode	13A	16A	20A	20.9A	25A	30A
Total harmonic distortion	< 3%					
Switch time	< 10ms					
Efficiency						
Maximum efficiency	97.7%			97.8%		
Weighted efficiency (EURO)	97.7%			97.1%		
MPPT efficiency	>99.9%					
Consumption in stand-by	< 10W					
Protections						
Internal interface protection	Yes					
Safety protections	Anti-islanding, RCMU, Ground Fault Monitoring					
Reverse polarity protection DC	Yes					
DC circuit breaker	Integrated					
Overheating protection	Yes					
Overvoltage category/Protection class	Overvoltage Category III / Protection class I					
Integrated dischargers	AC/DC MOV: Type 3 Standard					
Battery soft start	Yes					
Standard						
EMC	EN 61000-3-2/3/11/12, EN 61000-6-2/3					
Safety standard	IEC 62116, IEC 61727, IEC 61683, IEC 60068-1/2/14/30, IEC 62109-1/2					
Grid connection standard	Connection certificates and standards available on <a href="http://www.zcsazzurro.com">www.zcsazzurro.com</a>					
Communication						
Communication interfaces	Wi-Fi/4G/Ethernet (optional), RS485 (proprietary protocol), USB, CAN 2.0, Bluetooth					
Additional inputs or connections	Input for current sensor connection or meter					
Inverter general information						
Allowable ambient temperature range	-10°C...+60°C (power limit above 45°C)					
Topology	Transformerless / High-frequency isolation battery output					
Environmental protection class	IP65					
Allowable relative humidity range	5% - 95% without condensation					
Maximum operating altitude	4000m					
Noise level	< 25dB @ 1mt					
Weight	23.5 kg					
Cooling	Natural convection					
Dimensions (H x L x D)	470mm x 708mm x 170mm					
Data monitoring	LCD Display + APP					
Warranty	10 years					

\* The typical DC power does not represent a maximum applicable power limit. The online configurator available at [www.zcsazzurro.com](http://www.zcsazzurro.com) will provide any applicable configurations.


\*\* Standard value for lithium batteries; maximum operating range between +10°C and +40°C;

\*\*\* Power output in EPS mode depends on the number and type of batteries, and the status of the system (e.g. residual capacity, temperature)

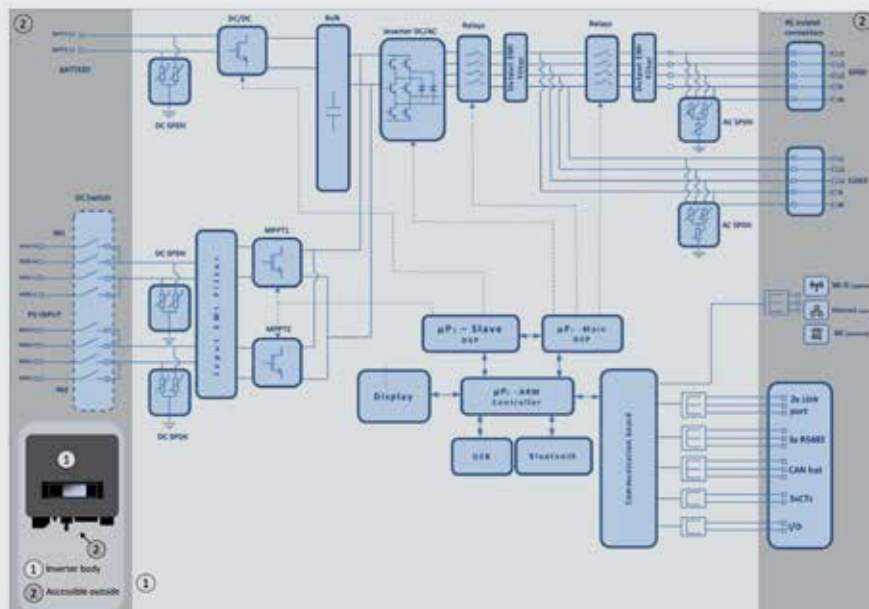
## ZCS AZZURRO - THREE-PHASE HYBRID INVERTER

3PH HYD 5000 ZSS / 3PH HYD 6000 ZSS/ 3PH HYD 8000 ZSS



- » Automatic management of the energy flows from the photovoltaic system, battery and grid
  - » On-board Energy Meter
  - » Parallel-ready
  - » Possibility of operation in zero grid feed-in mode
  - » Unit compatible with high voltage lithium battery (180-750V)
  - » Stand-Alone support mode guarantees continuity of operation and “island” operation, both from the photovoltaic source and battery in the event of power failure.
- 
- A black, rectangular energy storage unit with the ZCS logo and an Italian flag on the front. The logo consists of the letters 'ZCS' in white with a stylized lightning bolt to the left, and a small Italian flag below the letters. The unit has a sleek, modern design with a few small indicator lights visible on the front panel.

## BLOCK DIAGRAM





TECHNICAL DATA	3PH HYD5000 ZSS	3PH HYD6000 ZSS	3PH HYD8000 ZSS
DC input data (photovoltaic)			
Typical DC power*	7500W	9000W	12000W
Maximum DC power for each MPPT	6000W (480V-850V)	6600W (530V-850V)	
No. of independent MPPTs / No. of strings per MPPT	2/1		
Maximum input voltage	1000V		
Start-up voltage	200V		
Rated Input voltage	600V		
MPPT DC voltage range	180V-960V		
DC voltage range at full load	250V-850V	320V-850V	360V-850V
Maximum input current for each MPPT	12.5A/12.5A		
Maximum absolute current for each MPPT	15A/15A		
Battery connection data			
Type of compatible battery	Lithium-ion (supplied by Zucchetti)		
Allowable voltage range	180V-750V		
Number of independent battery channels	1		
Maximum charge/discharge power	5000W	6000W	8000W
Allowable temperature range**	-10°C/+50°C		
Maximum charge current per battery channel	25A (40A of peak for 60s)		
Maximum discharge current per battery channel	25A (40A of peak for 60s)		
Charge curve	Managed by the BMS		
Depth of Discharge (DoD)	0%-90% (programmable)		
AC output (grid side)			
Rated power	5000W	6000W	8000W
Maximum Power	5500VA	6600VA	8800VA
Maximum current	8A	10A	13A
Connection type/Rated voltage	Three-phase 3/N/PE, 220/380, 230/400		
AC voltage range	184V~276V (according to the local standards)		
Rated frequency	50Hz/60Hz		
AC frequency range	45Hz~55Hz / 55Hz~65Hz (according to the local standards)		
Total harmonic distortion	<3%		
Power factor	1 default (programmable +/- 0.8)		
Grid feed-in limit	rogrammable from display		
EPS Output (Emergency Power Supply)			
Power supplied in EPS mode***	5000W	6000W	8000W
Apparent peak power in EPS mode***	10000VA for 60s	12000VA for 60s	16000VA for 60s
EPS output voltage and frequency	Three-phase 230V/400V 50Hz		
Current supplied in EPS mode (peak)	8A (15A for 60s)	10A (18A for 60s)	13A (24A for 60s)
Total harmonic distortion	3%		
Switch time	<20ms		
Efficiency			
Maximum efficiency	98.0%		
Weighted efficiency (EURO)	97.5%		
MPPT efficiency	99.9%		
Maximum battery charge/discharge efficiency	97.6%		
Consumption in stand-by	<15W		
Protections			
Internal interface protection	Yes		
Safety protections	Anti-islanding, RCMU, Ground Fault Monitoring		
Reverse polarity protection DC	Yes		
DC circuit breaker	Integrated		
Overheating protection	Yes		
Overvoltage category/Protection class	Overvoltage Category III / Protection class I		
Integrated dischargers	AC/DC MOV: Type 2 standard		
Output overcurrent protection	Yes		
Battery soft start	Yes		
Standard			
EMC	EN61000-1, EN61000-3		
Safety standard	IEC62109-1, IEC62109-2, NB-T32004/IEC62040-1		
Grid connection standard	Connection certificates and standards available at <a href="http://www.zcsazzurro.com">www.zcsazzurro.com</a>		
Communication			
Communication interfaces	Wi-Fi/4G/Ethernet (optional), RS485 (proprietary protocol), USB, CAN 2.0 (for battery connection), Bluetooth		
Other inputs	RS485 line for external meters up to 4 meters can be connected), 6 digital input (5V TTL), connection for direct sensors (CT)		
General data			
Allowable ambient temperature range	-30°C...+60°C (limitation above 45°C)		
Topology	Transformerless		
Environmental protection class	IP65		
Allowable relative humidity range	0~100%		
Maximum operating altitude	4000m		
Noise level	<45 dB @ 1m		
Weight	33kg		
Cooling	Natural convection		
Dimensions (H x L x D)	515mmx571.4mmx264.1mm		
Data monitoring	LCD Display + APP		
Warranty	5 or 10 years		

\* The typical DC power does not represent a maximum applicable power limit. The online configurator available at [www.zcsazzurro.com](http://www.zcsazzurro.com) will provide any applicable configurations.

\*\* Standard value for lithium batteries; maximum operating range between +10°C and +40°C

\*\*\* Power output in EPS mode depends on the number and type of batteries, and the status of the system (e.g. residual capacity, temperature)

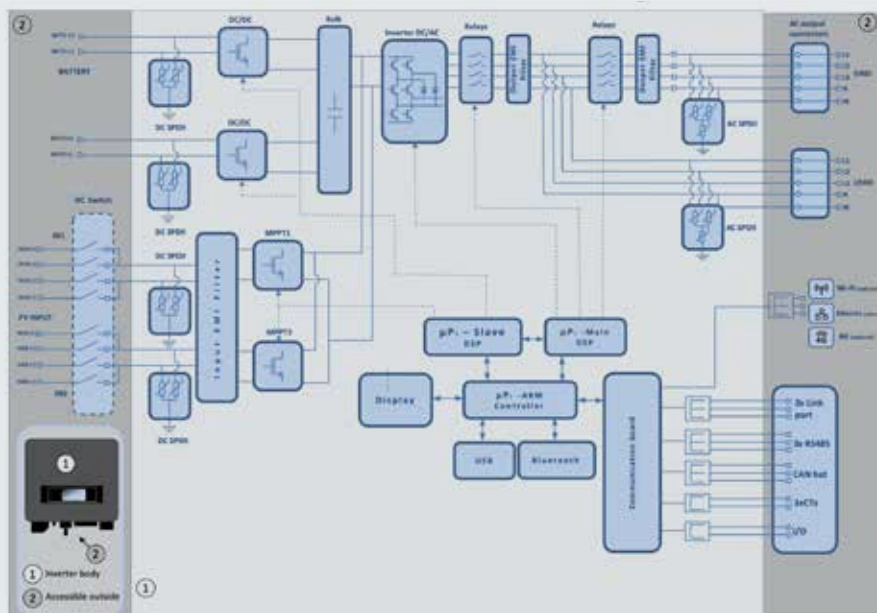
# ZCS AZZURRO - THREE-PHASE HYBRID INVERTER

3PH HYD 10000 ZSS / 3PH HYD 15000 ZSS/ 3PH HYD 20000 ZSS



- » Automatic management of the energy flows from the photovoltaic system, battery and grid
- » On-board Energy Meter
- » Parallel-ready
- » Possibility of operation in zero grid feed-in mode
- » Unit compatible with high voltage lithium battery (180-750V)
- » Stand-Alone support mode guarantees continuity of operation and “island” operation, both from the photovoltaic source and battery in the event of power failure.

## BLOCK DIAGRAM



TECHNICAL DATA	3PH HYD10000 ZSS	3PH HYD15000 ZSS	3PH HYD20000 ZSS
DC input data (photovoltaic)			
Typical DC power*	15000W	22500W	30000W
Maximum DC power for each MPPT	7500W (300V-850V)	11250W (450V-850V)	15000W (600V-850V)
No. of independent MPPTs / No. of strings per MPPT	2/2		
Maximum input voltage	1000V		
Start-up voltage	200V		
Rated Input voltage	600V		
MPPT DC voltage range	180V-960V		
DC voltage range at full load	220V-850V	350V-850V	450V-850V
Maximum input current for each MPPT	25A/25A		
Maximum absolute current for each MPPT	30A/30A		
Battery connection data			
Type of compatible battery	Lithium-ion (supplied by Zucchetti)		
Allowable voltage range	180V-750V		
Number of independent battery channels	2 HV battery channels (configurable as independent or in parallel)		
Maximum charge/discharge power	10000W	15000W	20000W
Allowable temperature range**	-10°C/+50°C		
Maximum charge current per battery channel	25A (35A of peak for 60s)		
Maximum discharge current per battery channel	25A (35A of peak for 60s)		
Charge curve	Managed by the BMS		
Depth of Discharge (DoD)	0%-90% (programmable)		
AC output (grid side)			
Rated power	10000W	15000W	20000W
Maximum Power	11000VA	16500VA	22000VA
Maximum current	16A	24A	32A
Connection type/Rated voltage	Three-phase 3/N/PE, 220/380, 230/400		
AC voltage range	184V~276V (according to the local standards)		
Rated frequency	50Hz/60Hz		
AC frequency range	45Hz~55Hz / 55Hz~65Hz (according to the local standards)		
Total harmonic distortion	<3%		
Power factor	1 default (programmable +/- 0.8)		
Grid feed-in limit	Programmable from display		
EPS Output (Emergency Power Supply)			
Power supplied in EPS mode***	10000W	15000W	20000W
Apparent peak power in EPS mode***	20000VA for 60s	22000VA for 60s	22000VA for 60s
EPS output voltage and frequency	Three-phase 230V/400V 50Hz		
Current supplied in EPS mode (peak)	16A (30A for 60s)	24A (32A for 60s)	32A (33A for 60s)
Total harmonic distortion	3%		
Switch time	<20ms		
Efficiency			
Maximum efficiency	98.2%		
Weighted efficiency (EURO)	97.7%		
MPPT efficiency	99.9%		
Maximum battery charge/discharge efficiency	97.8%		
Consumption in stand-by	<15W		
Protections			
Internal interface protection	Yes	No	
Safety protections	Anti-islanding, RCMU, Ground Fault Monitoring		
Reverse polarity protection DC	Yes		
DC circuit breaker	integrated		
Overheating protection	Yes		
Overvoltage category/Protection class	Overvoltage Category III / Protection class I		
Integrated dischargers	AC/DC MOV: Type 2 standard		
Output overcurrent protection	Yes		
Battery soft start	Yes		
Standard			
EMC	EN61000-1, EN61000-3		
Safety standard	IEC62109-1, IEC62109-2, NB-T32004/IEC62040-1		
Grid connection standard	Connection certificates and standards available at <a href="http://www.zcsazzurro.com">www.zcsazzurro.com</a>		
Communication			
Communication interfaces	Wi-Fi/4G/Ethernet (optional), RS485 (proprietary protocol), USB, CAN 2.0 (for battery connection ), Bluetooth		
Other inputs	RS485 line for external meters (up to 4 meters can be connected), 6 digital inputs (5V TTL), connection for direct sensors (CT)		
General data			
Allowable ambient temperature range	for direct sensors (CT) -30°C...+60°C (power limitation over 45°C)		
Topology	Transformerless		
Environmental protection class	IP65		
Allowable relative humidity range	0~100%		
Maximum operating altitude	4000m		
Noise level	<45 dB @ 1m		
Weight	37kg		
Cooling	Forced convection		
Dimensions (H x L x D)	515mmx571.4mmx264.1mm		
Data monitoring	LCD Display + APP		
Warranty	5 or 10 years		

\* The typical DC power does not represent a maximum applicable power limit. The online configurator available at [www.zcsazzurro.com](http://www.zcsazzurro.com) will provide any applicable configurations.

\*\* Standard value for lithium batteries; maximum operating range between +10°C and +40°C

\*\*\* Power output in EPS mode depends on the number and type of batteries, and the status of the system (e.g. residual capacity, temperature)



# ZCS AZZURRO

## LV BATTERIES FOR STORAGE OR HYBRID SYSTEMS



The **low voltage batteries** for **ZCS Azzurro hybrid inverters and storage systems** are the best solution for optimising energy independence in residential applications.

Modular and parallelable, they are the ideal devices for storage installations with **ZCS Azzurro inverters**. They can be configured automatically without the need for manual settings.

The Lithium Ion or Lithium-Iron-Phosphate technology allows efficient use even at high depths of discharge, thus optimising energy storage and reuse. Easy installation and long service life make these batteries highly efficient and practical.

### **EASY INSTALLATION**

- › Communication cables, power and battery parallel connection cables always included
- › Installation on the ground or wall by means of the appropriate brackets
- › Possibility of installing additional batteries
- › A total capacity of up to 30kWh can be installed



WECO SLIM LT



WECO 4K4



ZCS AZZURRO  
ZSX5000 PRO



ZCS AZZURRO  
ZSX5120

TECHNICAL DATA	WECO	PYLONTECH	ZCS AZZURRO
----------------	------	-----------	-------------

General data						
Type	ZCS WECO 4K4 LT (ZZT-BAT-5KWH-WLT)	ZCS WECO 4K5 SLIM (ZZT-BAT-5KWH-4K5SL)	ZCS WECO 5K3 XP (ZZT-BAT-6KWH-WXP)	ZCS PYLONTECH US5000 (ZST-BAT-5KWH-PL)	ZCS LV ZSX5000 PRO (ZZT-BAT-5KWH-ZPR)	ZCS LV ZSX5120 (ZZT-BAT-5KWH-ZSX5120)
Technology	Lithium Iron Phosphate					
Dimensions (H x L x D)	540mm*450mm*153mm	544mm *650mm *105mm	593mm *470mm*163mm	442mm *420mm *161mm (battery only); 677mm *530mm *280mm (storage box)	606mm *480mm *171.5mm	600mm *440mm *140mm
Weight	46kg	44 kg	57.3kg	40kg	47kg	44kg
Protection Class	IP20	IP54 (Indoor installation)	IP20	IP20	IP20	IP20
Mounting	To wall with bracket included	To wall with bracket included	On ground or wall or stacked	On ground ,in storage box	On ground or wall	
Operating temperature when charging	-10°C - +55°C		-7°C - +55°C	0°C - +50°C		
Operating temperature when discharging	-20°C - +65°C		-20°C - +55°C	-10°C - +50°C	-20°C - +50°C	
Allowable relative humidity range	0...95% non-condensing					
Maximum operating altitude	2000m					
Operating cycles under standard conditions *	7000			>6000		
Estimated useful life under standard conditions*	10 years					
Maximum number of batteries that can be installed in parallel on inverters	4		5		4	
Certifications	Connection certificates and standards available at <a href="http://www.zcsazzurro.com">www.zcsazzurro.com</a>					
Warranty	10 years					
Communication	RS232, CAN bus, Wifi & Bluetooth (with external device)			RS232, RS485, CAN bus		
Capacity Data						
Nominal capacity of single module	4.9kWh	5 kWh	5.8kWh	4.8kWh	5.1kWh	5.12kWh
Useful capacity of single module	4.4kWh	4.5 kWh	5.3kWh	4.3kWh	4.6kWh	4.61kWh
Rated voltage	51.2V	51.2 V	51.2V	48V	51.2V	51.2V
Maximum charge current of single module**	86A	90 A	100A	80A	100A	50A
Maximum discharge current of single module**	86A	90 A	100A	80A	100A	50A
Max depth of discharge (DoD that can be set in the inverter)***	90% of nominal capacity					

\* Standard operating conditions for batteries: 25°C, 40% humidity, Depth of Discharge (DoD) 80%

\*\* The actual charging and discharging currents of the system may be limited by the inverters to which the batteries are connected; please refer to the inverter datasheets for the actual charging and discharging current

\*\*\* The dept of discharge can be limited by the inverter depending on the used model battery

## ZCS AZZURRO

### HV BATTERIES FOR STORAGE OR HYBRID SYSTEMS



The **high voltage batteries** for **ZCS Azzurro three-phase hybrid inverters and storage systems** are the best solution for optimising energy independence in residential applications. Capable of being installed up to a capacity of 60kWh, they are ideal for storage installations with **ZCS Azzurro** inverters. They configure themselves automatically, so there is no need for manual settings.

The Lithium Ion or Lithium-Iron-Phosphate technology allows efficient use even at high depths of discharge by optimising energy storage and reuse.

Easy installation and long service life make these batteries highly efficient and practical.

#### » EASY INSTALLATION

- › Communication cables, power and battery connection cables always included
- › Floor or rack installation
- › Possibility of installing additional batteries
- › A total capacity of up to 60kWh can be installed



WECSLIM



WECSLIM 5K3 XP



PYLONTECH



ZCS AZZURRO HV ZBT 5K



TECHNICAL DATA		WECO	PYLONTECH	ZCS AZZURRO
General data				
Type	ZCS WECO 4K5 SLIM ((ZZT-BAT-5KWH-4K5SL) + Power Conversion Unit	ZCS WECO 5K3 XP (ZZT- BAT-6KWH- WXP)	ZCS PYLONTECH H48050 (ZST-BAT-2,4KWH-H)	ZCS HV ZBT 5K (ZZT-BAT- ZBT5K)
Technology	Lithium Iron Phosphate			
Dimensions for single module (H x L x D)	544mm*729mm*105mm	470mm*593mm*163mm	440mm*410mm*89mm	420mm*708mm*170mm
Weight of one module	49 kg	57.3kg	24kg	50kg
Protection Class	IP54 (Indoor installation)	IP20		IP65 (Indoor installation)
Mounting	To wall with bracket included	On ground, stacked	On ground, on support structure	To wall with bracket included
Operating temperature when charging	-10°C - +55°C	-7°C - +55°C	0°C - +50°C	-10°C - +50°C
Operating temperature when discharging	-20°C - +65°C	-20°C - +55°C	-10°C - +50°C	-10°C - +50°C
Allowable relative humidity range	0...95% senza condensazione			
Maximum operating altitude	2000m			
Operating cycles under standard conditions *	7000		>6000	>6000
Estimated useful life under standard conditions*	10 anni			
Connection of battery modules	In parallel minimum no. of modules: 1 maximum no. of modules:9	In series: minimum no. of modules: 4 maximum no. of modules: 11	In series: minimum no.of modules: 4 maximum no.of modules: 12 SC1000-100S o SC500- 100S/40S (compulsory) (ZST-BMS-SC1000-H o ZST-BMS-SC500-H)	In parallel: minimum no.of modules: 1 minimum no.of modules: 4
BMS	Integrated	Integrated outer HV-box necessary to protect against high voltage) (ZZT-HV-BOX-XP)		BDU (compulsory) (ZZT-ZBT5K-BDU)
Certifications	Connection certificates and standards available at <a href="http://www.zcsazzurro.com">www.zcsazzurro.com</a>			
Warranty	10 years			
Communication	RS232, CAN bus, Wifi & Bluetooth (with external device)		RS232, RS485, CAN bus	
Capacity Data				
Useful capacity of single module	4.5 kWh	5.3kWh	2.2kWh	4.61kWh
Nominal capacity of single module	5 kWh	5.8kWh	2.4kWh	5.12kWh
Total effective capacity (90% depth of discharge)	From 4.5kWh (with 1 modul in parallel) Until 40.5kWh (with 9 modules in parallel)	From 21.2kWh (with 4 modules in series) Until 58.3kWh (with 11 modules in series)	From 8.64kWh (with 4 modules in series) Until 25.92kWh (with 12 modules in series)	From 4.61kW (with 1 modul in parallel) Until 18.44kWh (with 4 modules in parallel)
Total nominal voltage	450 V	From 204.8V (with 4 modules in series) Up to 563.2V (with 11 modules in series)	From 192V (with 4 modules in series) Up to 576V (with 12 modules in series)	400V
Maximum charge current**	8 A	100A	25A	7A * number of modules
Maximum discharge current**	8 A	100A	25A	7A * number of modules
Depth of Discharge (DoD)	90%			

\* Standard operating conditions for batteries: 25°C, 40% humidity, Depth of Discharge (DoD) 80%

\*\*Actual charge and discharge currents may be limited by battery operating conditions and the inverters to which the batteries are connected. Please refer to the data sheet of the inverters for the actual charge and discharge current.

# ZCS AZZURRO

## MONITORING SYSTEMS

The ZCS Azzurro **monitoring** systems are the ideal solution for the complete control and display of all the main parameters of any PV system.

The wide range of options makes it possible to meet any requirement: from basic solutions to more complete and complex monitoring solutions.

The most complete monitoring solutions allow connecting external devices and a separate power supply unit for monitoring not only the inverters, but also the consumption of the entire system at all hours of the day and night.

### » SIMPLE AND RELIABLE

- › Communication protocols with automatic inverters
- › Possibility to monitor up to 31 inverters

### » EASY INSTALLATION

- › Plug-and-play installation
- › Easy to access and easy to configure

TECHNICAL DATA	ZSM-WIFI-EXT / ZSM-WIFI-USB	ZSM-ETH-EXT / ZSM-ETH-USB	ZSM-4G-EXT / ZSM-4G-USB	ZSM- DATALOG-04	ZSM- DATALOG-10	ZSM-RMS-001/ M200	ZSM-RMS-001/ M1000
General data							
Installation	On the mechanics of the inverter (dedicated slot)			Free			
Communication with inverter	RS232/USB			RS485			
Number of inverters that can be connected	1			Up to 4	Up to 10	Up to 31 (for installations with total power <200kW)	Up to 31 (for installations with total power >200kW)
Power Supply	Internal by inverter			External by means of dedicated power supply unit (included)			
Optional buffer battery	No			Yes			
Configuration	Access to dedicated WebServer page	No configuration required		Access to dedicated WebServer page		To request from ZCS	
Connection with APP/Portal	Wi-Fi	Ethernet	4G***	Wi-Fi; Ethernet		Access to dedicated WebServer page	
Other communication ports	No			2 x USB 2.0, HDMI, I/O			
Additional features	No			Option to connect to external meters and sensors for monitoring consumption and reporting to recognised customs agencies			
List of compatible inverters	List 1* for models ZSM-xxx-EXT; List 2** for models ZSM-xxx-USB			All Azzurro storage and hybrid inverters			

\*List 1: 1100TL-V3/1600TL-V3/2000TL-V3/2700TL-V3/ 5000TL-V1/6000TL-V1/7000TL/ 2000TL-V2/2500TL-V2/3000TL-V2/3300TL-V2/ 1PH HYD 3000 ZSS/1PH HYD 4000 ZSS/1PH HYD 5000 ZSS/1PH HYD 6000 ZSS/ ME3000SP-V2

\*\*List 2: 3000TL-V3/ 3000TLM-V3/ 3680TLM-V3/ 4000TLM-V3/ 4600TLM-V3/ 5000TLM-V3/ 6000TLM-V3/ 3.3 KTL-V3/ 6.6 KTL-V3/ 8.8KTL-V3/ 11KTL-V3/12KTL-V3/ 15000TL-V3/ 17000TL-V3/ 20000TL-V3/ 22000TL-V3/ 24000TL-V3/ 80KTL-LV/100KTL-LV/110KTL-LV/ 100KTL-HV/125KTL-HV/136KTL-HV/ 3PH HYD 5000 ZSS/ 3PH HYD 6000 ZSS/ 3PH HYD 8000 ZSS/3PH HYD 10000 ZSS/3PH HYD 15000 ZSS/3PH HYD 20000 ZSS/ 1PH HYD/ 3000 ZSS HP/ 1PH HYD 4000 ZSS HP/ 1PH HYD 5000 ZSS HP/ 1PH HYD 6000 ZSS HP/ 25-50 KTL-V3/ 60-80 KTL V3/ 100-110 KTL V4/ 250-255 KTL HV/ 1 PH HYD 3000 ZP1

\*\*\* The boards include an integrated virtual SIM card with data traffic fee included for 10 years



Wi-Fi module



Ethernet Module



Easy Datalogger



Professional Datalogger

# ZCS AZZURRO SYSTEMS

## MONITORING APP AND PORTAL

NEW

The entire range of ZCS Azzurro inverters can be easily monitored using the ZCS APP and portal. The ZCS Azzurro APP can be downloaded free of charge from Google Play and the App Store and is easy to configure.

Both systems allow creating graphs indicating production, consumption and other essential information. The data is automatically updated every 5 minutes.



### » EASY AND USER-FRIENDLY

- › APP can be downloaded from Google Play and Apple Store
- › Customisable graphs
- › Monitoring of the entire inverter range
- › User-friendly interface





## ZCS AZZURRO

### CHARGING STATIONS FOR ELECTRIC VEHICLES



The **Zucchetti Centro Sistemi (ZCS) charging stations** are available with 2 power levels of 7 and 22 KW, single-phase and three-phase, smart and connectable to any existing photovoltaic system, and to the ZCS Azzurro production and storage inverters.

The **entire range** is equipped with the innovative **ZCS Predictive Energy Intelligence** system, capable of managing energy flows and predicting energy needs for the most efficient use of electric vehicles, photovoltaic systems and storage systems.

The **ZCS Predictive Energy Intelligence** system makes it possible to:

- 1-** Predict the amount of power produced based on weather forecasts.
- 2-** Distribute the energy produced between the car and home according to the user's needs and to the number of kilometres to be travelled.
- 3-** Optimise energy withdrawal from the grid.



**COMPATIBLE WITH ALL ELECTRIC VEHICLES**



**POSSIBILITY TO MONITOR AND CONTROL MULTIPLE DEVICES**



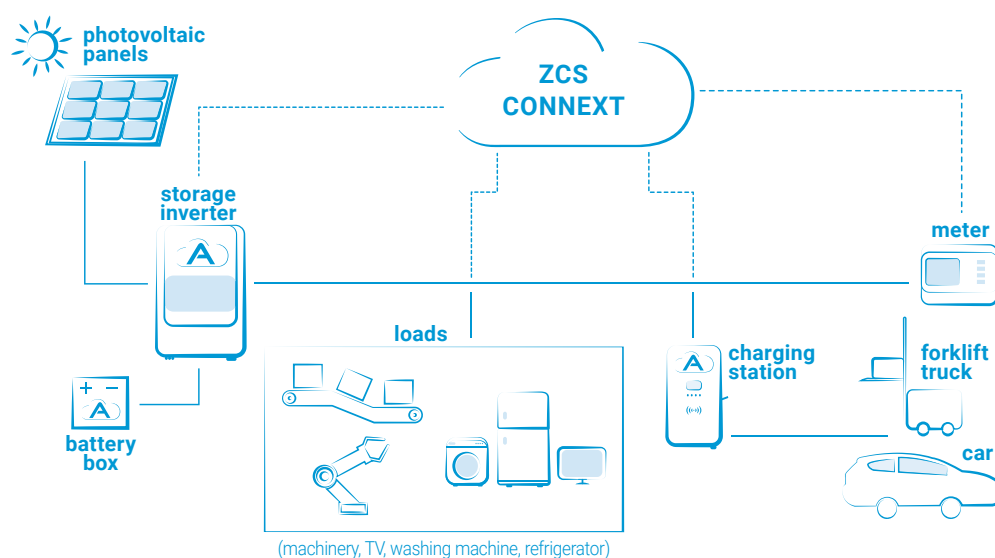
**EASY INSTALLATION ON WALL OR SUPPORT**



**TOUCH DISPLAY AND KEYPAD**

#### **FIELDS OF APPLICATION:**

- › Domestic-residential
- › Shops and small businesses
- › Industries
- › Car parks in shopping centres and supermarkets
- › Hotels
- › Places of public interest
- › Gyms and sports facilities
- › Wherever an electric car can be parked...



TECHNICAL DATA	1PH 7KW	3PH 22KW
<b>AC Input data</b>		
Type of connection	Single-phase (1PH + Neutral + PE)	Three-phase (3PH + Neutral + PE)
AC input voltage	230V +/- 10%	400V +/- 10%
AC input frequency	50Hz	50Hz
<b>AC Output data</b>		
AC output voltage	230V +/- 10%	400V +/- 10%
Maximum AC output current	32A	32A
Maximum Power	7.4 kW (limitable from display)	22 kW (limitable from display)
<b>General data</b>		
Outer casing material	Plastic PC940	Galvanised steel
Front panel	Tempered glass	Tempered glass
Installation	To wall / On support metal	To wall / On support metal
Connector	Type2 Connector with shutter – cables not included (optional)	Type2 Connector with shutter – cables not included (optional)
LCD screen	Graphic screen	Graphic screen
Controls	4 touch keys – contact for RFID	4 touch keys – contact for RFID
RFID card	2 included	2 included
Energy Meter	MID Certificate	MID Certificate
RCD protection	TypeA + 6mA DC	TypeA + 6mA DC
Protection class	IP54	IP54
Cooling	Natural convection	Natural convection
<b>Environmental Data</b>		
Operating temperature	-30°C / +50°C	-30°C / +50°C
Humidity	5% / 95% non-condensing	5% / 95% non-condensing
Maximum operating altitude	2000m	2000m
Installation	Indoor / Outdoor	Indoor / Outdoor
<b>Safety protections</b>		
Integrated protections	Over and under voltage, power overload, short circuit, dispersion currents, missing ground connection, surge, over and under temperature	Over and under voltage, power overload, short circuit, dispersion currents, missing ground connection, surge, over and under temperature
Applicable safety standards	IEC 61851-1: 2017, IEC 62916-2: 2016	IEC 61851-1: 2017, IEC 62916-2: 2016
Warranty	2 years	2 years
<b>Dimensions and parts accessories</b>		
Dimensions (H • L • D)	356mm • 221mm • 136mm	452mm • 295mm • 148mm
Weight	3 kg	10 kg
Accessories	Communication gateway (Ethernet/ WIFI/4G), Ground mounting support, Type2-Type2 cable (5m)	Communication gateway (Ethernet/ WIFI/4G), Ground mounting support, Type2-Type2 cable (5m)

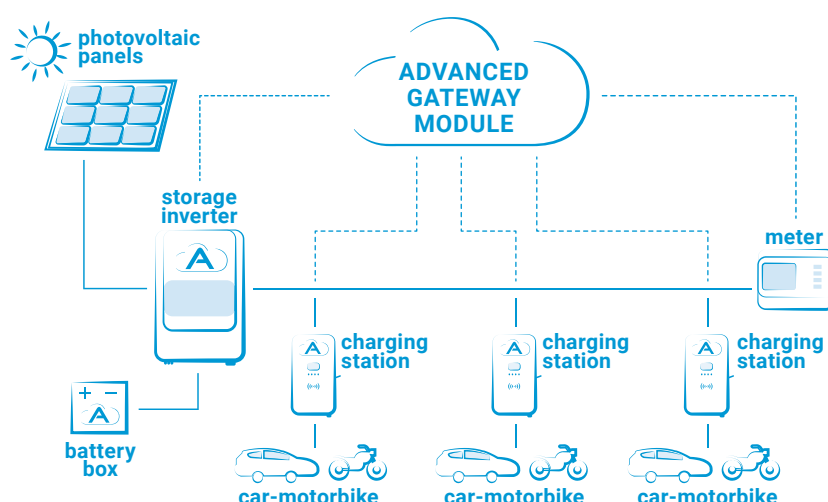
## ZCS AZZURRO

### ADVANCED GATEWAY MODULE

**ZCS GATEWAY** is the innovative Gateway that allows connecting up to 10 wallboxes via Wi-Fi or Ethernet to a portal for monitoring consumption, or directly to third-party portals that allow billing the energy used for charging. ZCS GATEWAY is useful in applications where the energy used to charge vehicles needs to be measured and monitored, and also for systems that require authorisation to recharge.



#### PARKING USE



TECHNICAL DATA	ZVM-GATEWAY
Dimensions	125.3 x 91.5 x 28.3(HxLxD)
Installation method	Mounted on wall near the wallbox
Power supply	CAN / external power connection
Working voltage	12-25V
Working current	500mA
Protection class	IP21
Working temperature	between -20°C and +50°C
Platform/system	Linux ARM9 system
LED indicators (left to right)	Operating status, connection to backend, connection to charger
MTBF (Mean Time Between Failures)	100,000 Hours
Protections	Anti-inversion connection
Maintenance inputs	Micro USB, UART
Data input	USB
EN-GATE v.s. Charger communication	CAN
EN-GATE v.s. backend communication	Ethernet
Internet communication protocol	OCPP1.6
Extension port	IO, TTL USART
Maximum number of chargers connected to EN-GATE	10 pieces



# ZCS AZZURRO

## CONNEXT

The **ZCS CONNEXT** system is able to effectively supervise and control all ZCS devices. It can be connected to photovoltaic systems, storage systems and charging stations for ZCS Azzurro electric vehicles, and allows monitoring and controlling all the systems in an intelligent and predictive way. ZCS CONNEXT interfaces with external current sensors which makes it suitable for installations where third-party inverters are present. The programmable functions allow intelligent use of renewable energies and accurate programming of the charging of storage batteries or electric vehicles. The four programmable outputs can be used to switch on the utilities according to settable criteria. ZCS CONNEXT represents the last frontier in consumption optimisation!



TECHNICAL DATA		CONNEXT
General data		
Dimensions (H x L x D)	89mm x 105mm x 65mm (+20mm for external antenna)	
Weight	300 g	
Protection Class	IP20	
Mounting	On DIN Bar	
Power Supply	Integrated 110V-230V power supply unit	
Operating temperature range	0°C...+40°C	
Allowable relative humidity range	0...95% non-condensing	
User interface	Graphic display	
Communication ports with Azzurro devices	RS485, CAN bus	
Ports for current sensor input	2	
Additional input/output ports	2 DO Open Collectors, 2 clean contacts, 2 DI, 2 PT100, internal USB, Bluetooth optional	
Communication with portal	2G / Ethernet (alternative)	
Warranty	2 years	
Consumption	< 7W	



**COMPATIBLE WITH ALL ZCS AZZURRO DEVICES**



**CAN ALSO BE USED IN INSTALLATIONS WITH DIFFERENT BRANDS**



**POSSIBILITY OF SETTING INTELLIGENT MANAGEMENT ALGORITHMS**



**EQUIPPED WITH INPUTS FOR SYSTEM MONITORING SENSORS**

# ZCS AZZURRO

## END OF LIFE



The **ZCS AZZURRO** products are constantly evolving and always being updated. ZCS ensures ongoing technical support and warranties on its entire product range. To receive information on end-of-life models, please contact your distributor or visit [zcsazzurro.com](https://www.zcsazzurro.com)



### ZCS AZZURRO THREE-PHASE STRING INVERTER



20000TL-V2/25000TL-V2/30000TL-V2/33000TL-V2



### ZCS AZZURRO THREE-PHASE STRING INVERTER



50000TL-V1/60000TL-V1





## ZCS AZZURRO LV SERIES THREE-PHASE STRING INVERTER



80KTL-LV/100KTL-LV/110KTL-LV



## ZCS AZZURRO HV SERIES THREE-PHASE STRING INVERTER



100KTL-HV/125KTL-HV/136KTL-HV



## ZCS AZZURRO SINGLE-PHASE HYBRID INVERTER



HYD 3000-ZSS/HYD 3600-ZSS/HYD 4000-ZSS/HYD 5000-ZSS  
HYD 6000-ZSS





## ZCS AZZURRO

---

### TECHNICAL SUPPORT



ZCS Azzurro technical support is available in all countries where ZCS operates, through a network of local service centres.

ZCS Azzurro provides its customers with a support service that can be contacted:

- › through the **SUPPORT** section of the website [zcsazzurro.com](http://zcsazzurro.com)

The ZCS Azzurro Customer Service will handle your request for assistance within 24 hours of receiving the request.

#### **INSTALLATION AND COMMISSIONING**

Would you like assistance in sizing your new photovoltaic system or in retrofitting existing systems? Are you having trouble configuring your ZCS Azzurro Inverter?

Do you have doubts on how to correctly use and install your inverter?

Contact our Technical Service Centre.

Our technical support service is able to provide assistance and support by ticket for pre-sales and after-sales requests, so our customers can receive all the information they need.

#### **TRAINING AND EDUCATION**

ZCS offers various training and education programs on various aspects relating to solar energy. The training and education sessions are organised both at the ZCS offices and externally at the premises of our distributors or in conference centres.

ZCS encourages all its customers to participate in one or more training courses, so that they are able to efficiently install the system and make it fully compliant with the applicable regulations.

The ZCS training courses normally include general and theoretical presentations aimed at developing technical knowledge on the inverters, as well as practical exercises aimed at explaining all the product features, the various applications, installation and commissioning procedures, programming, maintenance and fault identification.

The courses are open to all operators in the sector and are not limited to technical professionals.

### **SPARE PARTS AND ACCESSORIES**

In the event of a known failure of an Azzurro inverter, ZCS will replace it with a new or reconditioned inverter. In some cases it may be quicker to simply replace some accessory parts.

Typical examples are the replacement of the fan tray in three-phase inverters, or the battery connection cables in storage systems.

On request, the ZCS Support Service will provide prices for spare parts and accessories that can be purchased separately.

For this purpose, ZCS always ensures that adequate stocks are available.

### **MAINTENANCE – EXTENDED WARRANTY – UPDATES - RETROFIT**

The ZCS Azzurro string inverters do not require any special maintenance. Due to their long service life, however, regular inspections are recommended. ZCS offers this service at very convenient conditions, both during and after the warranty period. You can contact our offices at any time for a quotation.

Each inspection visit will include at least: a general check of the machine's operation, measurement of the parameters considered necessary to assess the overall status of the system and updating of the software to the

latest version available.

At the end of the visit, a report is issued certifying the result of the visit.

### **REPAIR AND REPLACEMENT**

At the sole discretion of ZCS, faulty inverters can be replaced with new or so-called reconditioned machines.

The reconditioning of the inverters, which is carried out under the full responsibility of ZCS, restores their original condition of efficiency and performance.

After a total inspection of the machine, its complete cleaning, and an analysis of any components to be replaced, the inverter is subjected to a complete cycle of tests.

In all cases, the replacement inverter, whether new or reconditioned, will be covered by a warranty at least equal to the warranty period remaining on the replaced inverter.

### **SERVICE PARTNERS**

ZCS can intervene within 24 hours in any region of Italy and in any country in Europe. ZCS adopts a relationship of trust with the installers it engages to carry out repairs at the customers' premises. In the absence of an installer responsible for the system, ZCS guarantees the assistance service through its own direct personnel or through local service partners.





**zcsazzurro.com**

